

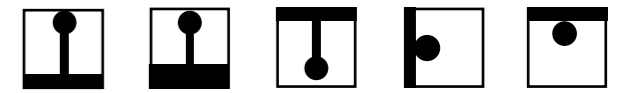


Identità e ricerca.
Identity and research.

Indoor

Collections 2016/2017





Le misure, all'interno del catalogo, sono espresse in centimetri.
All dimensions contained in this catalogue are given in centimetres.

	8	ARCHETTO TWIST			90	SKYFALL	
	16	ARCHETTO CUSTOM			98	PENOMBRA	
	24	ARCHETTO FLEX			106	CINEMA'	
	34	ARCHETTO SHAPED			116	MAMAMIA	
	44	CONTATTO			126	FORMOSA	
	56	ARMONICA			136	UNICA	
	64	VIVA EDISON			138	NOVECENTO	
	72	LETTURA			144	DOLCEVITA	
	78	LIBERA			148	MIAMI INDOOR	
	82	TORCETTA			152	RICAMI	

	156	FOGLIA			198	CU-BOX	
	158	VOLO			200	MAKE UP	
	160	FLEX			202	GONDOLA	
	164	FLEX BARRA			204	LINEA	
	170	BELL COLLECTION		OUTDOOR collection pag 209			
	182	GARDEN					
	186	MADAI					
	188	I-LUMEX					
	192	READ					
	194	NO-DRIVER					



Sottili linee di luce flessibile.
Thin flexible lines of light.

ARCHETTO

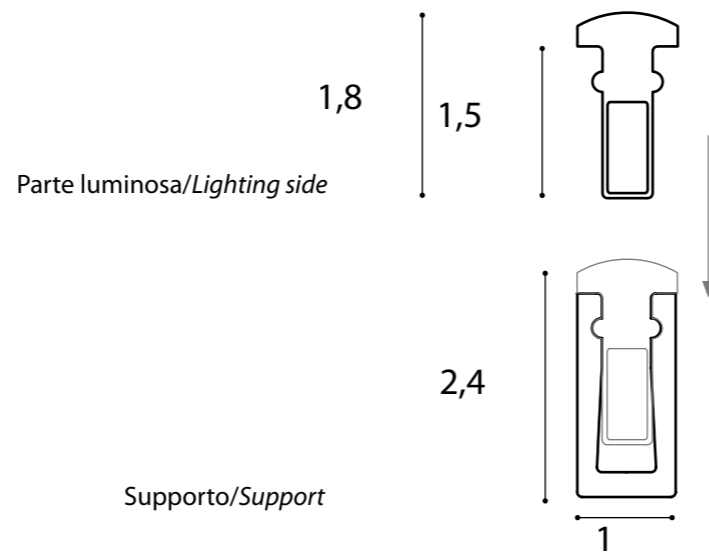
Archetto è un nuovo linguaggio luminoso di grande leggerezza e di straordinaria versatilità applicativa. Raggi di luce che attraversano lo spazio, escono quasi per magia dal suolo o sono semplicemente appesi o appoggiati a minimali strutture, costruiscono inedite suggestioni. Protagonista il silicone che ingloba la luce del LED, per una tecnologia brevettata (Luxall), che ha consentito di realizzare un elemento luminoso sintetico declinabile in molteplici soluzioni. La collezione si sviluppa all'insegna della pulizia formale per offrire, nell'utilizzo, libere e personali interpretazioni applicative. Archetto è flessibile, elastico, strutturale, innovativo, versatile, creativo, ecologico, durevole.

A new language of great lightness and extraordinary versatility of application is created by Archetto. Light rays pass through space, come magically from the ground or are simply hanging or placed in minimal metal structures, building novel suggestions. The protagonist is the silicone that incorporates LED light, a patented technology (byLuxall), which has allowed us to create a bright synthetic element declinable in multiple solutions. The collection is developed in the name of clean lines to offers free personal interpretations and applications. Archetto is flexible, elastic, structural, innovative, versatile, creative, ecological and long-lasting.

ARCHETTO

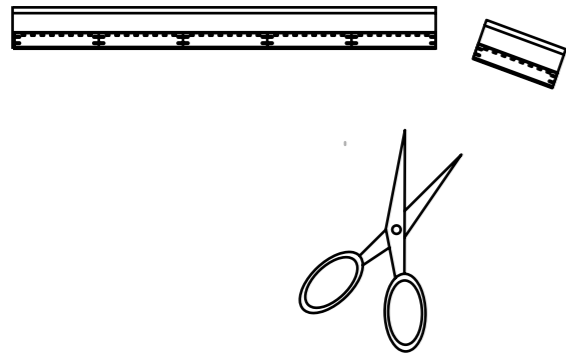
Twist
design Gianfranco Marabese 2015

Profilo di luce continua generata da un'estrusione in silicone al cui interno alloggia una strip LED.
Archetto Twist consente di realizzare linee curve o rette applicate in superficie o ad incasso.
Lunghezza massima profilo: 500 cm /taglio a misura ogni 5 cm
Strip LED bianco 3000/4000°K 500Lm C.A. al metro per entrambi.
Potenza 9.6W metro/24V/120 led per metro.
Profile of continuous light generated by an extrusion of silicone housing a LED strip.
Archetto Twist allows to realize curved or straight lines applied to the surface or recessed.
Maximum length of the profile: 500 cm /cutting to measure every 5 cm
LED strip white 3000/4000°K, 500Lm C.A. per meter for each one
Power 9.6W each Meter/24V/120 led per meter



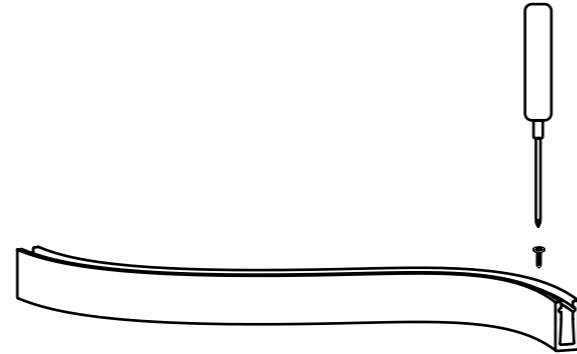
Montaggio/Mounting

1



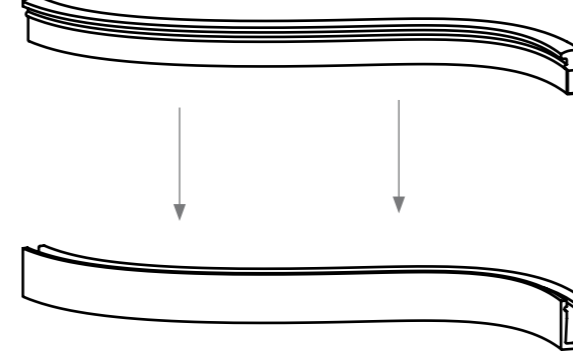
E' possibile tagliare Archetto Twist ogni 5cm/
It's possible to cut Archetto Twist every 5cm

2




Fissare il supporto alla superficie/
Fix the support on the surface

3



Inserire il profilo luminoso sul supporto con leggera pressione/
Insert the lighting side into the support with a light pressure

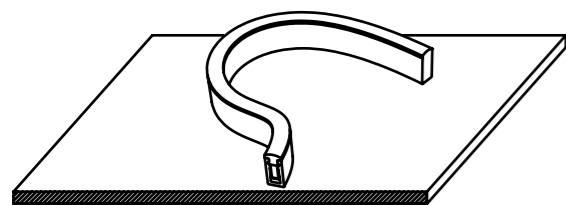
4



Sigillare le estremità con silicone speciale/
Seal the ends with a special silicone glue

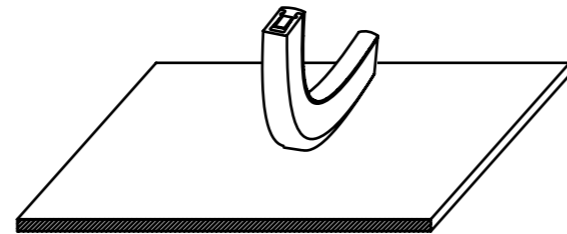
Applicazioni/Applications

YES



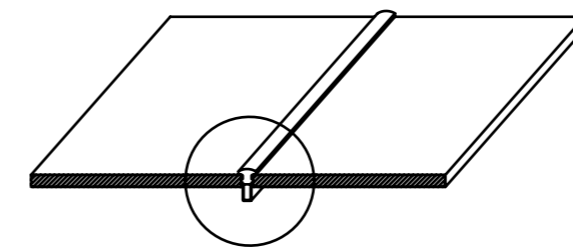
Piegare Archetto Twist tenendolo aderente alla superficie/
Bend Archetto Twist keeping it adherent to the surface

NO

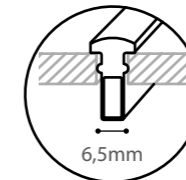


ATTENZIONE: non piegare Archetto Twist nel verso sbagliato/
WARNING: do not bend Archetto Twist over the wrong direction

Applicazione ad incasso/Inlay application



Inserire la parte luminosa in un taglio di larghezza max 6,5mm/
Insert the lighting side in a cut 6,5mm of width



PARTICOLARE/PARTICULAR



Driver desktop

24v	35w
24v	70w
24v	120w

Driver

24v	35w
24v	75w
24v	100w
24v	150w

Controllers

Dimmer radiofrequenza per bianco con telecomando max 190w
Radiofrequency dimmer for white with remote control



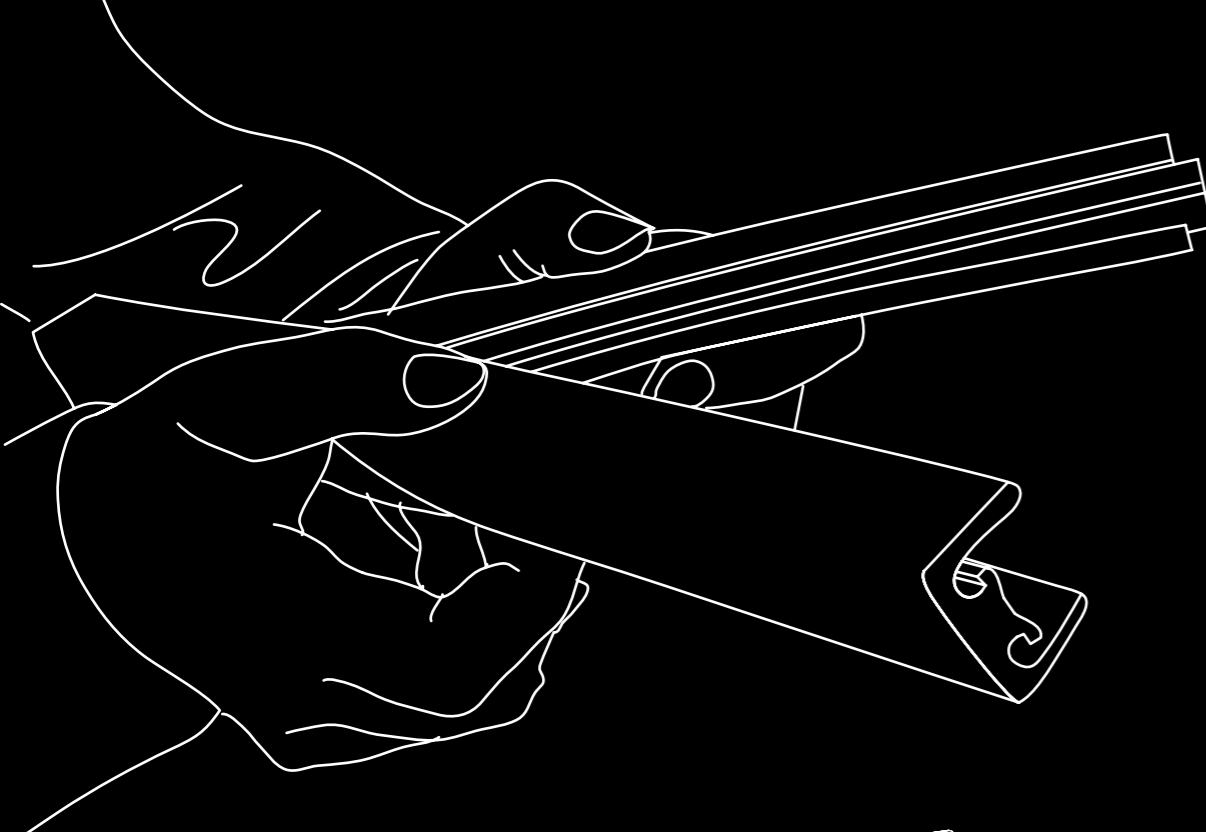
* Con utilizzo di silicone speciale sulle estremità



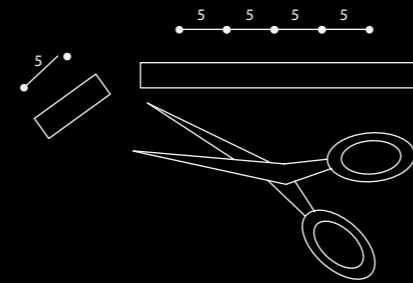
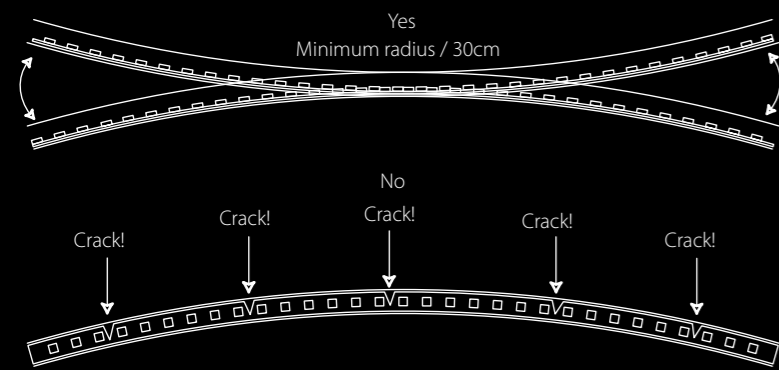
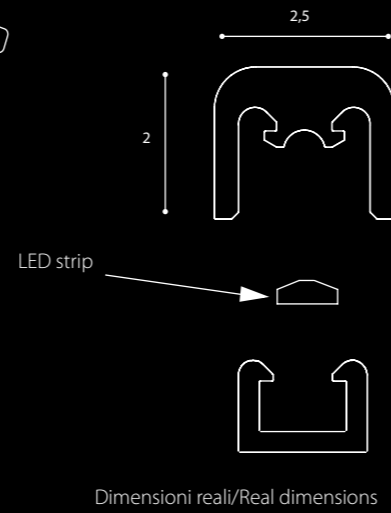
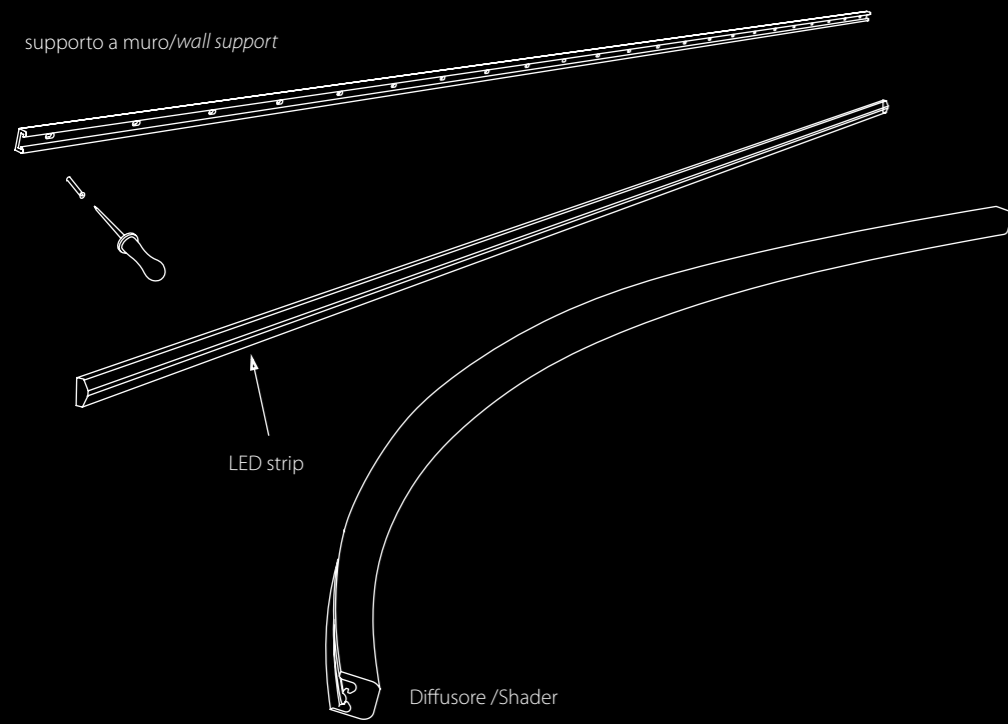








supporto a muro/wall support



ARCHETTO

Custom

design Theo Sogni 2012

Archetto Custom consente di ottenere soluzioni sartoriali di luce: linee di lunghezza variabile fino a 5 metri, particolarmente appropriate nella sottolineatura e nell'illuminazione, mai invasiva, di facciate, vetrine, percorsi di luce, installazioni.

Alimentazione: 24v.
Led bianco: 3000/4000°k, 120 led/mt, 500Lm/mt, 10W mt.
RGB: 120 led/mt, 20w/mt.

Sistemi di controllo: radio / infrarossi / DMX.
A partire da 100 cm si possono richiedere multipli di 5cm. I pezzi sono forniti a misura con cavo di alimentazione lungo 100cm in neoprene. Isolamento/protezione all'acqua IP67.
L min. 100cm - max. 500 cm

Archetto Custom allows to obtain lines of light with extensions dimensional variables up to 5 meters: tailoring solutions particularly appropriate in emphasis and lighting, facades, windows, light paths and installations.

Power: 24v
White led: 4000°k, 120 led/mt, 500Lm/mt, 10w/mt
RGB: 120 led/mt, 20w/mt
Control's system: radio / infrared / DMX.
From 100 cm you can ask multiple of 5 cm. The pieces are provided with suitable power cord 100 cm long neoprene. IP67 Waterproof.
Minimum length 100 cm – max 500 cm

Archetto è un modello depositato
Archetto is a trademark

Driver desktop


24v	35w
24v	70w
24v	120w

Driver

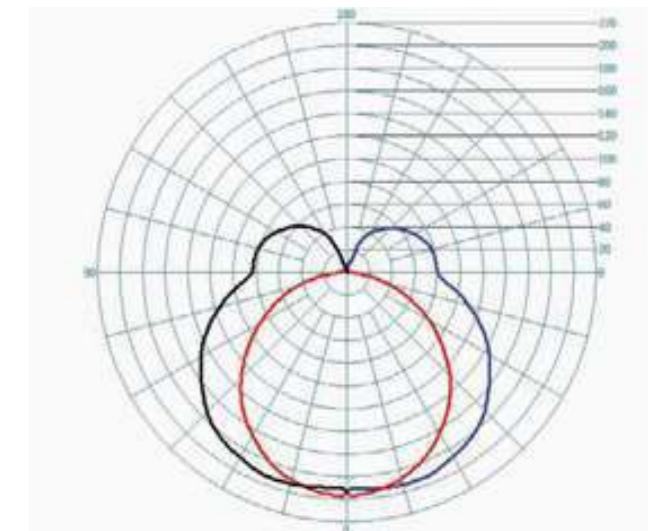
24v	35w
24v	75w
24v	100w
24v	150w


Controllers

Controller infrarosso RGB con telecomando <i>Infrared controller RGB with remote control</i>	max 140w
Controller radiofrequenza per RGB con telecomando "touch" <i>Radiofrequency controller for RGB with touch remote control</i>	max 280w
Dimmer radiofrequenza per bianco con telecomando <i>Radiofrequency dimmer for white with remote control</i>	max 190w



Curva fotometrica
Photometric curve





ARCHETTO

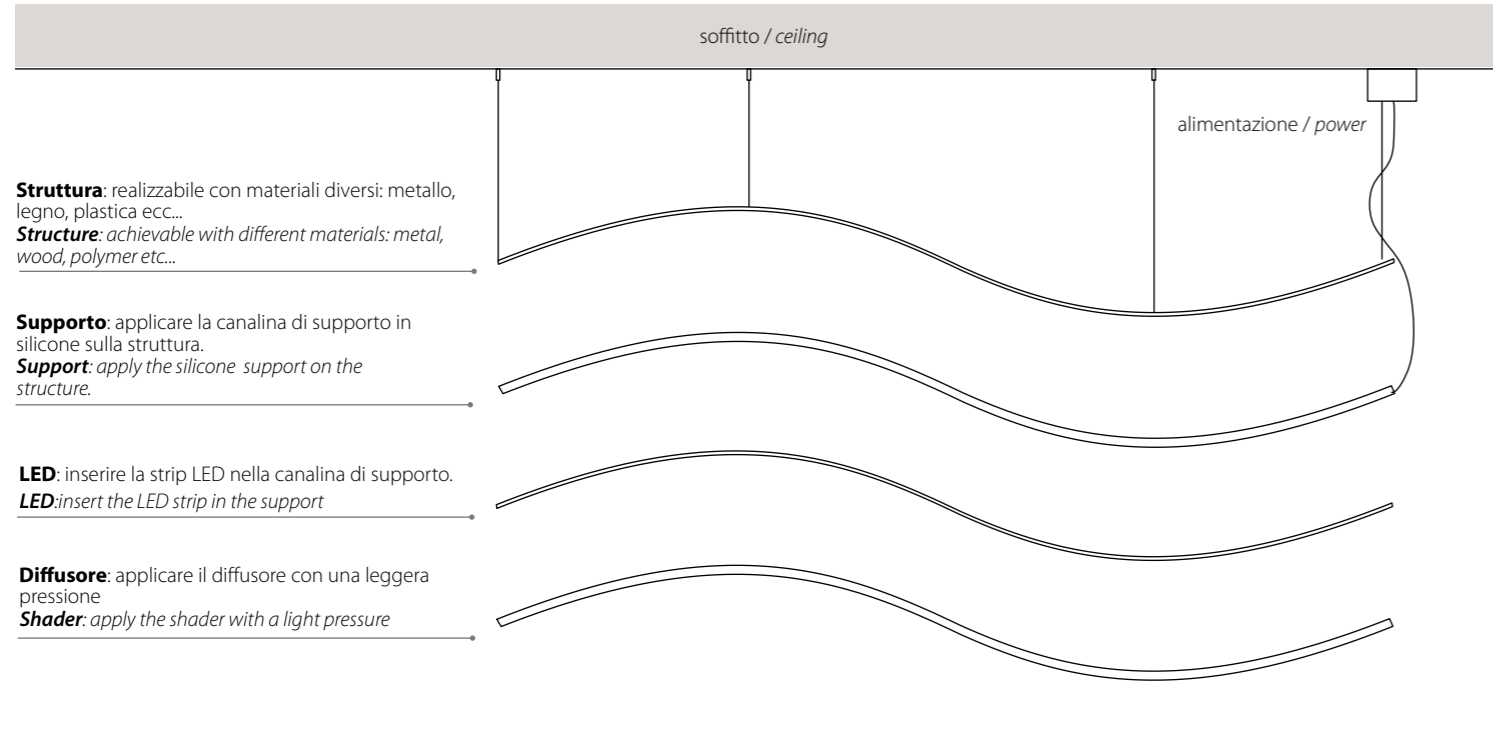
Custom

design Theo Sogni 2013


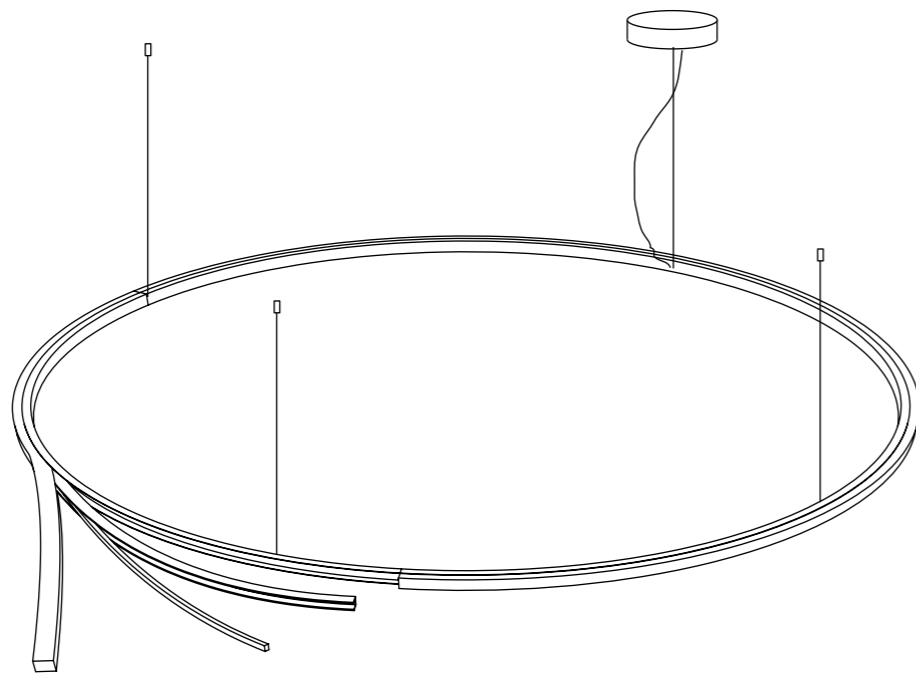
Il profilo di Archetto Custom può essere liberamente applicato su supporti disegnati e progettati per inediti percorsi di luce.

The Archetto Custom profile can be applied freely on supports designed and engineered for unusual paths of light.

Archetto è un modello depositato
Archetto is a trademark



Si possono ottenere cerchi fino a 4mt di diametro o altre figure geometriche a richiesta
Is it possible to make circular shapes up to 4mt of diameter or other geometric shapes on request





ARCHETTO

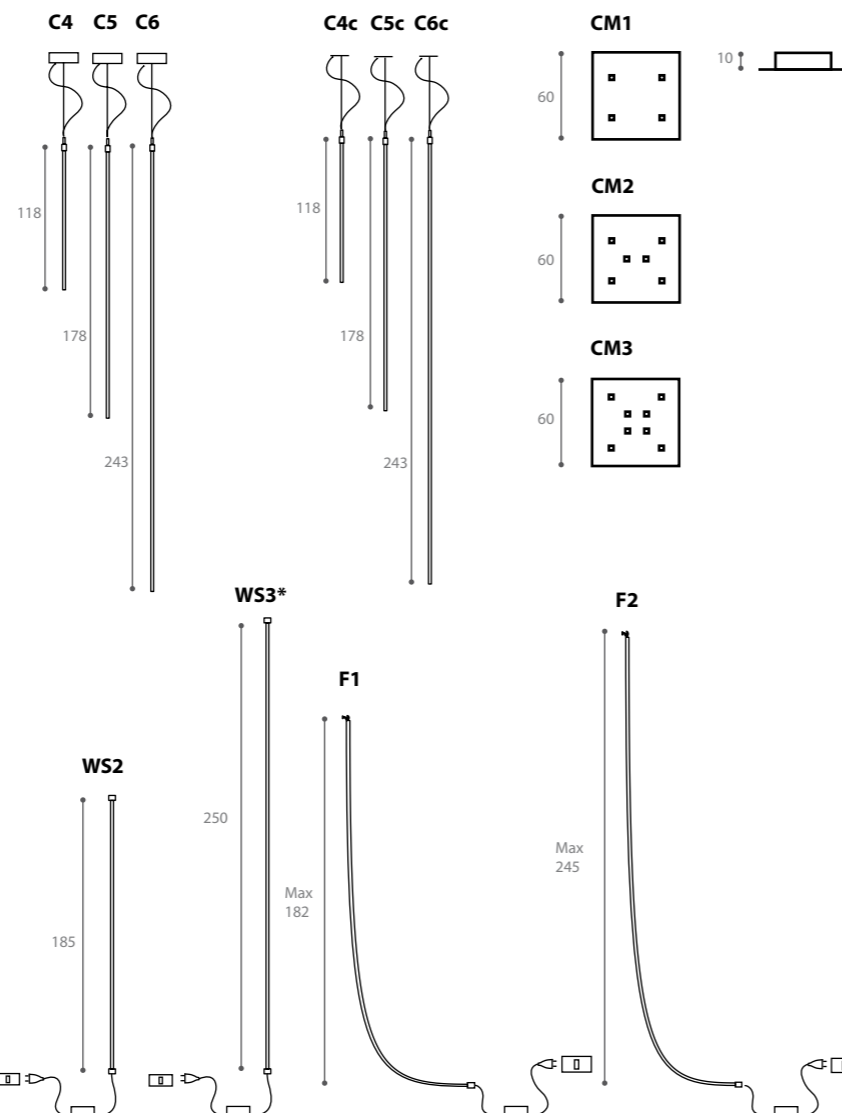
Flexible

design Theo Sogni 2012

Alimentazione: 24v.
 Led bianco: 4000°k, 28w/mt, 240 led/mt, 1030Lm/mt
 RGB: 120 Led/mt, 20w/mt.
 Acciaio armonico coestruso nel silicone.
 Elementi strutturali in metallo cromato.
 Sistemi di controllo: radio / infrarossi / DMX.
 Disponibili versioni con driver incluso o remoto.

Power: 24v.
 White led: 4000°k, 28w/mt, 240 led/mt, 1030Lm/mt
 RGB: 120 Led/mt 20w/mt.
 Armonic iron in silicone co-extruded.
 Chrome plated metals.
 Control's system: radio / infrared / DMX.
 Included or remote driver available.

Archetto è un modello depositato
 Archetto is a trademark



WA/WR/WS: Particolare dell'attacco
 WA/WR/WS: Mounting's detail
 WR3*/WS3*: solo per uso a parete in verticale e soffitto
 WR3*/WS3*: only as vertical wall and ceiling use


C4 white	34W-1185Lm	Driver included on/off		
C4 white/Dim.	34W-1185Lm	Driver included/wireless dimmer		
C4 RGB	23W	Driver + controller included		
C5 white	50W-1800Lm	Driver included on/off		
C5 white/Dim.	50W-1800Lm	Driver included/wireless dimmer		
C5 RGB	35W	Driver + controller included		
C6 white	70W-2470Lm	Driver included on/off		
C6 white/Dim.	70W-2470Lm	Driver included/wireless dimmer		
C6 RGB	48W	Driver + controller included		
CM1 white	Multiple carter 4 pins	Max 200W	for C4c/C5c/C6c	Driver included on/off. Dimmer on demand
CM2 white	Multiple carter 6 pins	Max 300W	for C4c/C5c/C6c	Driver included on/off. Dimmer on demand
CM3white	Multiple carter 8 pins	Max 400W	for C4c/C5c/C6c	Driver included on/off. Dimmer on demand
CM1 RGB	Multiple carter 4 pins	Max 200W	for C4c/C5c/C6c	Driver + controller included
CM2 RGB	Multiple carter 6 pins	Max 300W	for C4c/C5c/C6c	Driver + controller included
CM3 RGB	Multiple carter 8 pins	Max 400W	for C4c/C5c/C6c	Driver + controller included
WS1 white	34W-1185Lm	Driver on the wire on/off		
WS1 white/Dim.	34W-1185Lm	Driver on the wire/wireless dimm.		
WS1 RGB	23W	D. on the wire/Controller incl.		
WS2 white	50W-1800Lm	Driver on the wire on/off		
WS2 white/Dim.	50W-1800Lm	Driver on the wire/wireless dimm.		
WS2 RGB	35W	D. on the wire/Controller incl.		
WS3 white	70W-2470Lm	Driver on the wire on/off		
WS3 white/Dim.	70W-2470Lm	Driver on the wire/wireless dimm.		
WS3 RGB	48W	D. on the wire/Controller incl.		
WR1 white	34W-1185Lm	Driver needed not included		
WR1 RGB	23W	Driver needed not included		
WR2 white	50W-1800Lm	Driver needed not included		
WR2 RGB	35W	Driver needed not included		
WR3 white	70W-2470Lm	Driver needed not included		
WR3 RGB	48W	Driver needed not included		
F1 white	50W-1800Lm	Driver on the wire on/off		
F1 white/Dim.	50W-1800Lm	Driver on the wire/wireless dimm.		
F1 RGB	35W	D. on the wire/Controller incl.		
F2 white	70W-2470Lm	Driver on the wire on/off		
F2 white/Dim.	70W-2470Lm	Driver on the wire/wireless dimm.		
F2 RGB	48W	D. on the wire/Controller incl.		



Archetto Flexible si flette e permette di creare archi e curve, a luce diretta e indiretta, con dimensione finale variabile, dipendente dalla curva impressa. L'acciaio armonico coestruso con il silicone, non mantiene la memoria della forma impressa, tornando sempre nella posizione originaria.

Archetto Flexible creates bright "arches" to direct and indirect light of variable sizes, dependent on the curvature you want to impart, for wall ceiling solutions. The spring steel coextruded with the silicone does not retain memory of the curve imprinted and always returns to its upright position.







ARCHETTO

Flexible

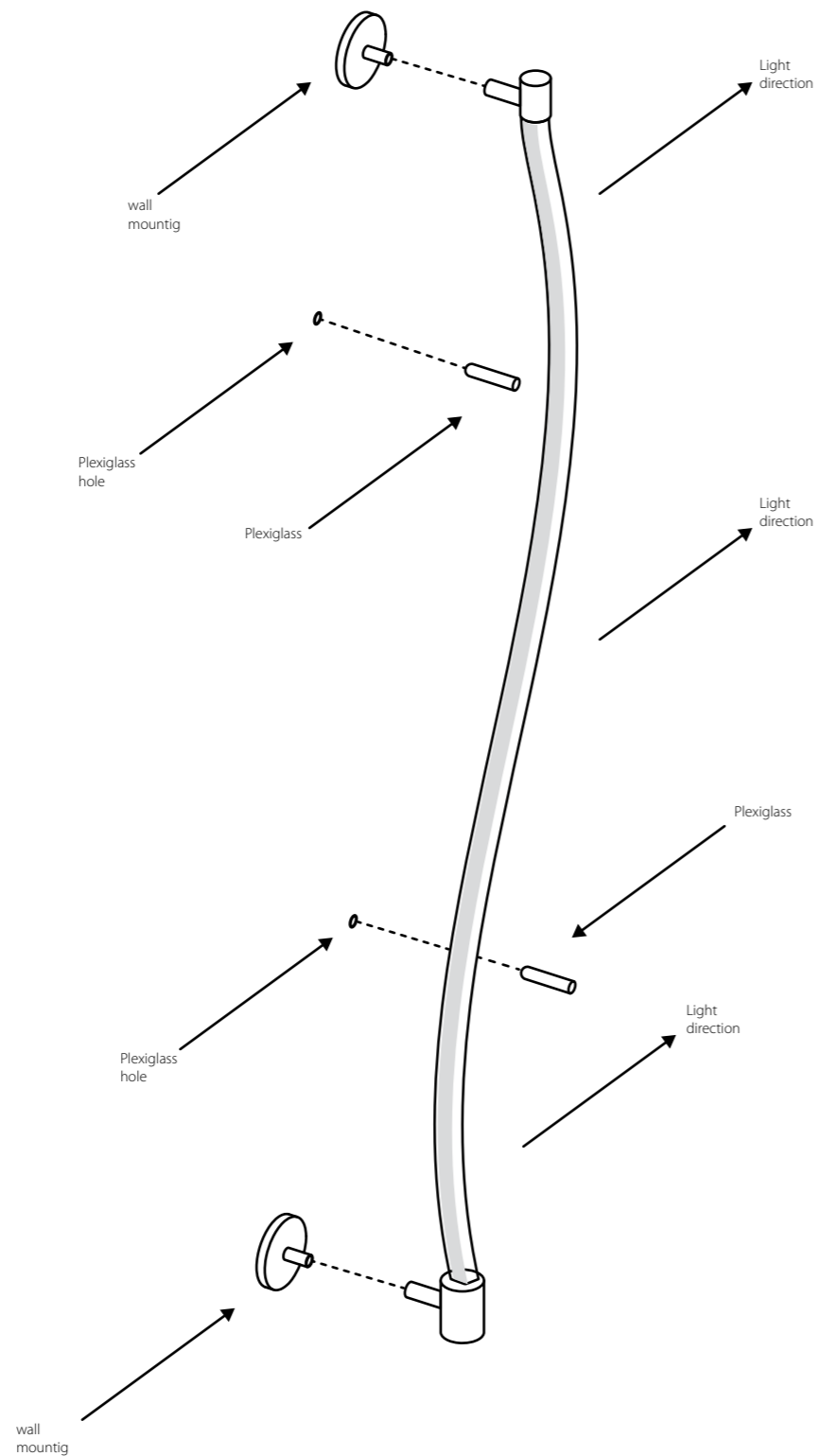
design Theo Sogni 2012

La versione a parete di Archetto Flexible, nelle misure di 185 e 250 cm, può essere applicata curvando l'elemento luminoso ottenendo grafie personalizzate.

The wall version of Archetto Flexible to 185 and 250 cm length, can be applied by bending the light element getting personalized spellings.

Archetto è un modello depositato
Archetto is a trademark

WR2/WR3 Alimentatore non incluso/Driver not included
WS2/WS3 Alimentatore su cavo/Driver on the wire





ARCHETTO

Shaped

design Theo Sogni 2013

Con Archetto Shaped il silicone 'luminoso' diventa protagonista di sculture leggere: poetici oggetti di luce per applicazioni da terra, tavolo, sospensione o parete. Basi in metallo cromato o pietra lavica.

Steli in metallo cromato.

Alimentazione: 24v (inclusi)

Led bianco: 4000°k, 28w/mt, 240 led/mt, 1030Lm/mt

RGB: 120 Led/mt, 20w/mt.

Coestruso in alluminio e silicone.

Sistemi di controllo: radio / infrarossi / DMX.

On/Off Dimmer

With Archetto Shaped the silicone "bright" protagonist of light sculptures, to generate poetic objects of light for floor, table, wall or suspension applications.

Chrome plated or lava stone bases.

Chrome plated structure. Power: 24v (included).

White led: 4000°k, 28w/mt, 240 led/mt, 1030Lm/mt

RGB: 120 Led/mt 20w/mt.

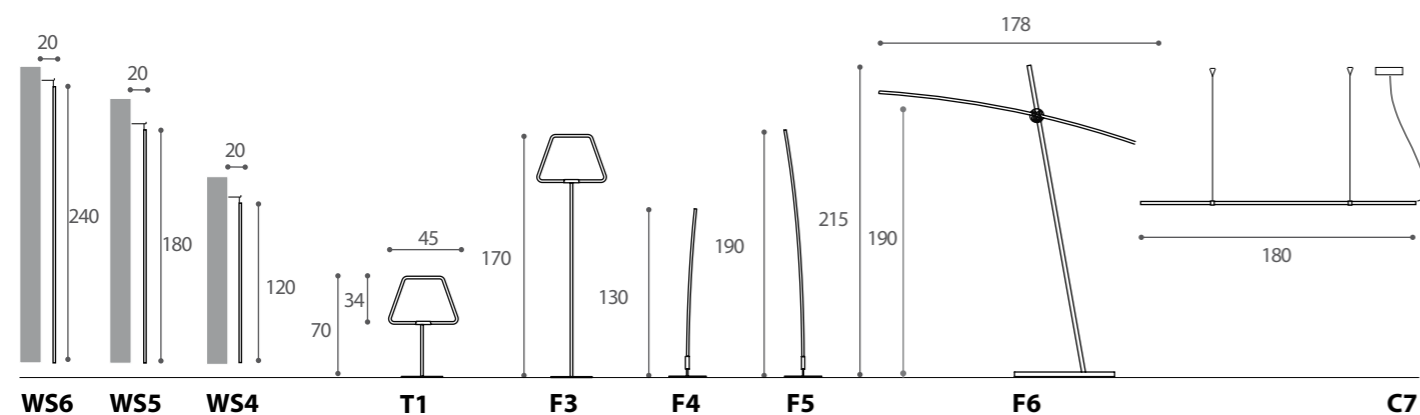
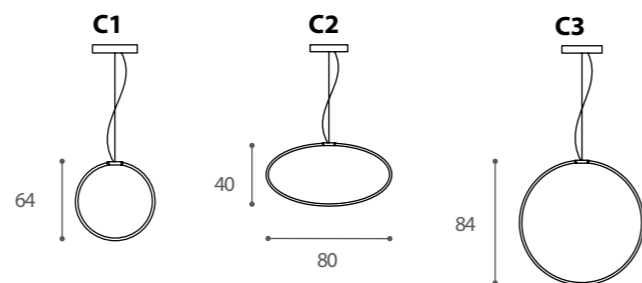
Aluminum and silicone coextruded.


Control's systems: radio / infrared / DMX.

On/Off Dimmer.

Archetto è un modello depositato

Archetto is a trademark




C1 white	50W-1800Lm	Driver included on/off	WS4 white	34W-1185Lm	Driver on the wire on/off
C1 white/Dim.	50W-1800Lm	Driver included/wireless dimmer	WS4 white/Dim.	34W-1185Lm	Driver on the wire/wireless dimm.
C1 RGB	35W	Driver + controller included	WS4 RGB	23W	D. on the wire/Controller incl.
C2 white	50W-1800Lm	Driver included on/off	WS5 white	50W-1800Lm	Driver on the wire on/off
C2 white/Dim.	50W-1800Lm	Driver included/wireless dimmer	WS5 white/Dim.	50W-1800Lm	Driver on the wire/wireless dimm.
C2 RGB	35W	Driver + controller included	WS5 RGB	35W	D. on the wire/Controller incl.
C3 white	70W-2470Lm	Driver included on/off	WS6 white	70W-2470Lm	Driver included on/off
C3 white/Dim.	70W-2470Lm	Driver included/wireless dimmer	WS6 white/Dim.	70W-2470Lm	Driver included/wireless dimmer
C3 RGB	48W	Driver + controller included	WS6 RGB	48W	Driver + controller included
C7 white	50W-1800Lm	Driver included on/off			
C7 white/Dim.	50W-1800Lm	Driver included/wireless dimmer			
C7 RGB	35W	Driver + controller included			
T1 white	34W-1185Lm	Driver on the wire on/off	F3 white	34W-1185Lm	Driver on the wire on/off
T1 white/Dim.	34W-1185Lm	Driver on the wire/wireless dimm.	F3 white/Dim.	34W-1185Lm	Driver on the wire/wireless dimm.
T1 RGB	23W	D. on the wire/Controller incl.	F3 RGB	23W	D. on the wire/Controller incl.
F6			F4 white	34W-1185Lm	Driver on the wire on/off
Materiale per la base/ Base's material			F4 white/Dim.	34W-1185Lm	Driver on the wire/wireless dimm.
			F4 RGB	23W	D. on the wire/Controller incl.
Lava			F5 white	50W-1800Lm	Driver on the wire on/off
34			F5 white/Dim.	50W-1800Lm	Driver on the wire/wireless dimm.
Archetto Shaped Indoor			F5 RGB	35W	D. on the wire/Controller incl.
			F6 white	50W-1800Lm	Driver on the wire on/off
			F6 white/Dim.	50W-1800Lm	Driver on the wire/wireless dimm.
			F6 RGB	35W	D. on the wire/Controller incl.











CONTATTO

design Gianfranco Marabese 2015

engineering Andrea Zandonà

Sistema d'illuminazione innovativo per ricerca e tecnica avanzate, che applica spot alle strutture, attraverso calamite, nelle versioni sospensione, parete, terra e incasso. Lo spot, a forma sferica, ruota all'interno di due metalli paralleli che fungono da contatto elettrico e da struttura. L'assenza di fili permette libertà di applicazione degli spot per quantità e posizionamento. L'uso di LED di ultima generazione e gli spot con frontale telescopico, creano coni di luce variabili da 20° a 40° di grande efficienza luminosa.

Materiali: metallo

Finiture: spot anodizzato nero o alluminio naturale,

struttura verniciata nero opaco o bianco

Fonte luminosa: LED 4,2W 12V 3000°K

Innovative lighting system for research and advanced technical, which applies spot on the structures through magnets.

Available as suspension, wall, floor and recessed versions. The spot, spherical, rotates inside two parallel metals which act as electrical contact and structure. The absence of wires allows freedom of application of the spots for quantity and positioning. The use of latest generation LED and the telescopic spots create a variable from 20° to 40° cones of lights with a high luminous efficiency.

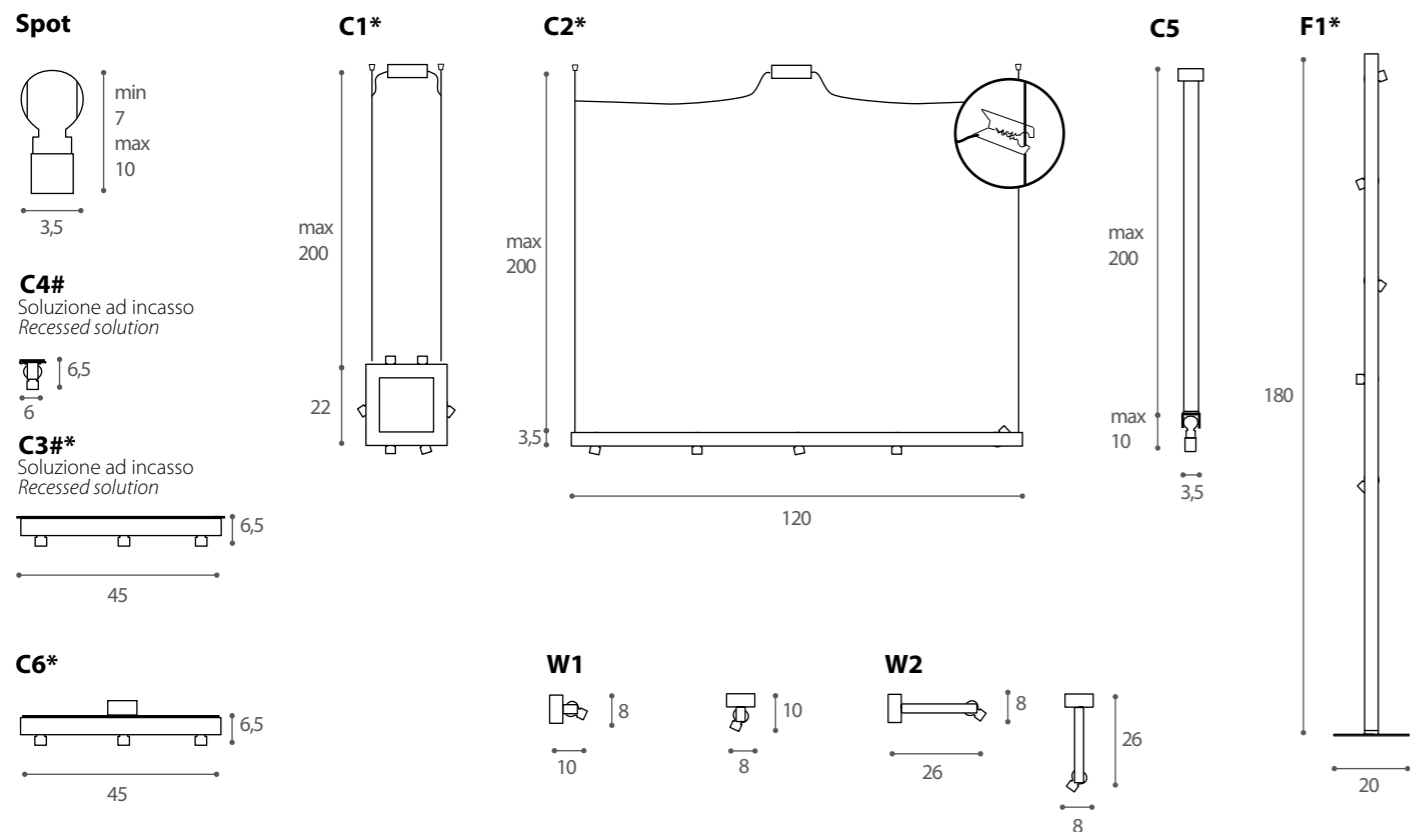
Materials: metal.

Finishes: anodized black or natural aluminium spot, black or white mat painted structure.

Light source: LED 4,2W 12V 3000°K.

* AGGIUNGERE GLI SPOT ALLE STRUTTURE MULTIPLE: C1, C2, F1, C3, C6

* ADD THE SPOTS TO THE MULTIPLE STRUCTURES: C1, C2, F1, C3, C6



Spot LED 4,2W 12V 450lm 3000°K **At** min. 20°/ max 40°

C1 solo struttura per 6 spot, trasformatore incluso/only structure for max 6 spot, driver included

C2 solo struttura per max 5 spot, trasformatore incluso/only structure for max 5 spot, driver included

C5 sospensione singola, alimentatore incluso/ suspended single lamp's spot, driver included

F1 solo struttura per max 5 spot, trasformatore incluso/only structure for max 5 spot, driver included

C6 solo struttura per max 3 spot, trasformatore incluso/only structure for max 3 spot, driver included

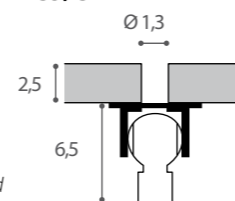
C3 solo struttura ad incasso per max 3 spot, trasformatore non incluso/only recessed structure for max 3 spot, driver not included

W1 parete corta, alimentatore e spot inclusi/short wall lamp, spots and driver included

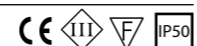
W2 parete lunga, alimentatore e spot inclusi/long wall lamp, spots and driver included


C4 incasso singolo, spot incluso, alimentatore non incluso/ single recessed lamp, one spot included, driver not included

#C3/C4



Soluzione ad incasso
Recessed solution






Spot in dimensione reale. Lunghezza variabile da 7 a 10 cm
 La telescopicità del frontale consente di variare il cono di luce
 da 20° a 40°
*Spot in real dimensions. Variable length from 7 to 10 cm.
 Telescopic front allows to change di angle's cone
 from 20° to 40°*







I "settanta" ruggenti.
The roaring "seventies".

ARMONICA

design Theo Sogni 2010



ARMONICA

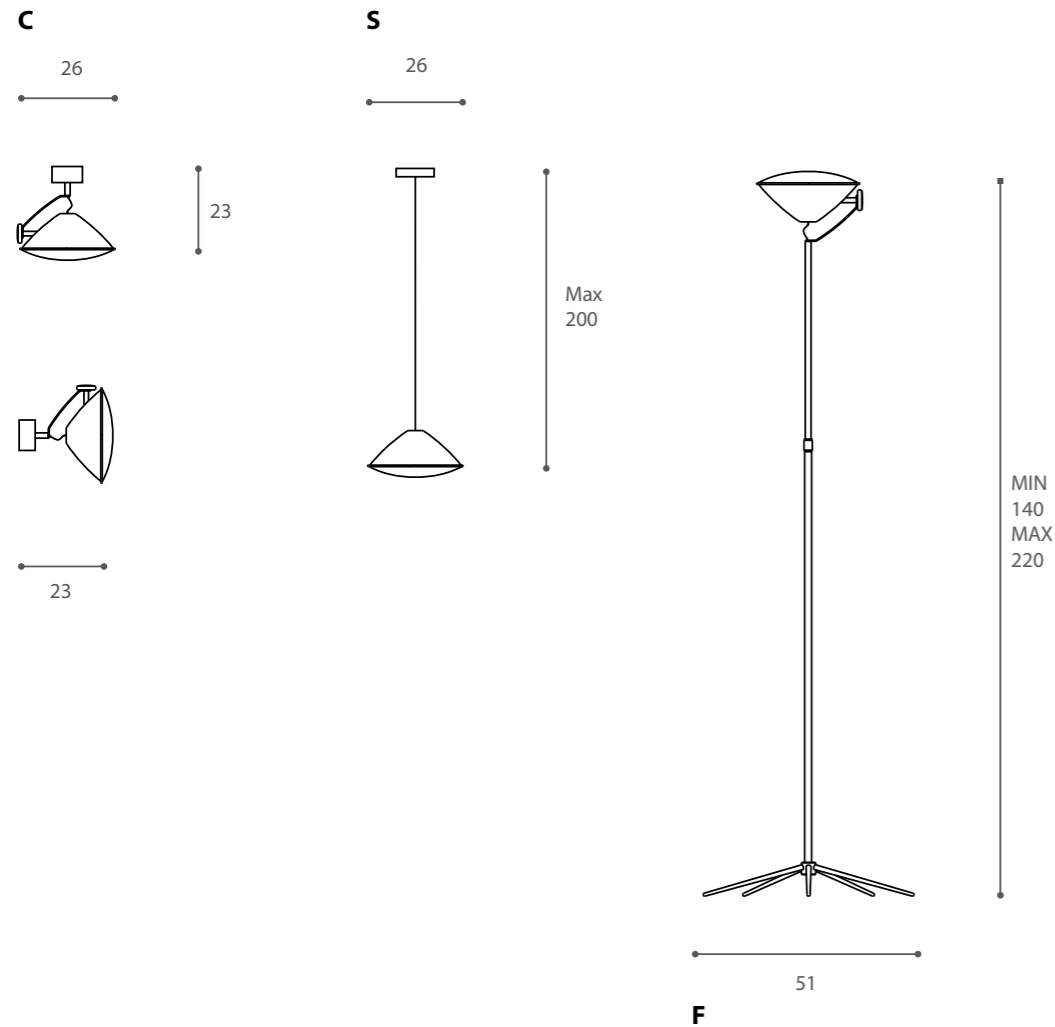
design Theo Sogni 2010

Armonica nasce da una ricerca progettuale orientata al recupero formale e stilistico dei tratti che hanno reso unico il design negli anni '70, con soluzioni e razionalizzazione d'uso innovativi. Si è ottenuta una lampada orientabile da terra, parete e soffitto, ad alta potenza luminosa, dai tratti armonici e forte identità: per ampi e differenti impieghi. Leggerezza, duttilità e facilità nella manutenzione sono ulteriori plus di Armonica. Materiali: metallo cromo, oro, rame satinato e vetro borosilicato


Armonica arises from a planning research aimed to the recovering the formal and stylistic treats that have made unique the design in 70's, with innovative solutions and use efficiency. We obtained an adjustable floor, wall and ceiling lamp, with high power, with harmonic line and strong identity for a large and different uses.

Lightness, flexibility and low maintenance are additional plus of Armonica.

Materials: chromed, gold and brushed copper metal and borosilicate glass



- C** LED R7s 118mm 11W 110/230V 1200lm halo-eco R7s 118mm 160W 110/230V 3100lm
- S** LED R7s 118mm 11W 110/230V 1200lm
- F** LED R7s 118mm 11W 110/230V 1200lm halo-eco R7s 118mm 160W 110/230V 3100lm Dimmer included







Memoria formale, sostanza contemporanea.
Formal memory, contemporary substance.

VIVAEDISON

design Gianfranco Marabese 2015



VIVAEDISON

design Gianfranco Marabese 2015

Collezione in vetro borosilicato soffiato nelle versioni terra, tavolo sospensione. La 'lampadina' di antica memoria è stata ingigantita al limite della fattibilità tecnica.

Diffusore: vetro borosilicato trasparente soffiato

Struttura: metallo finitura bronzo o ottone anticato

Base: pietra rivestita in cuoio con cucitura da selleria

Fonte luminosa: LED 17W 110/230V-3000°K/1300Lm

Sospensione	D 35 cm h 50 vetro	L. max cm 200
Terra	D 35 cm h 50 vetro	H. Totale cm 185 Dimmer
Tavolo/appoggio	D 35 cm H. 50 vetro	H. Totale cm 70 Dimmer

Blown borosilicate glass collection available as floor, table, suspension version.

The "bulb" of ancient memory has been exaggerated to the limit of technical feasibility.

Diffuser: blown borosilicate transparent glass

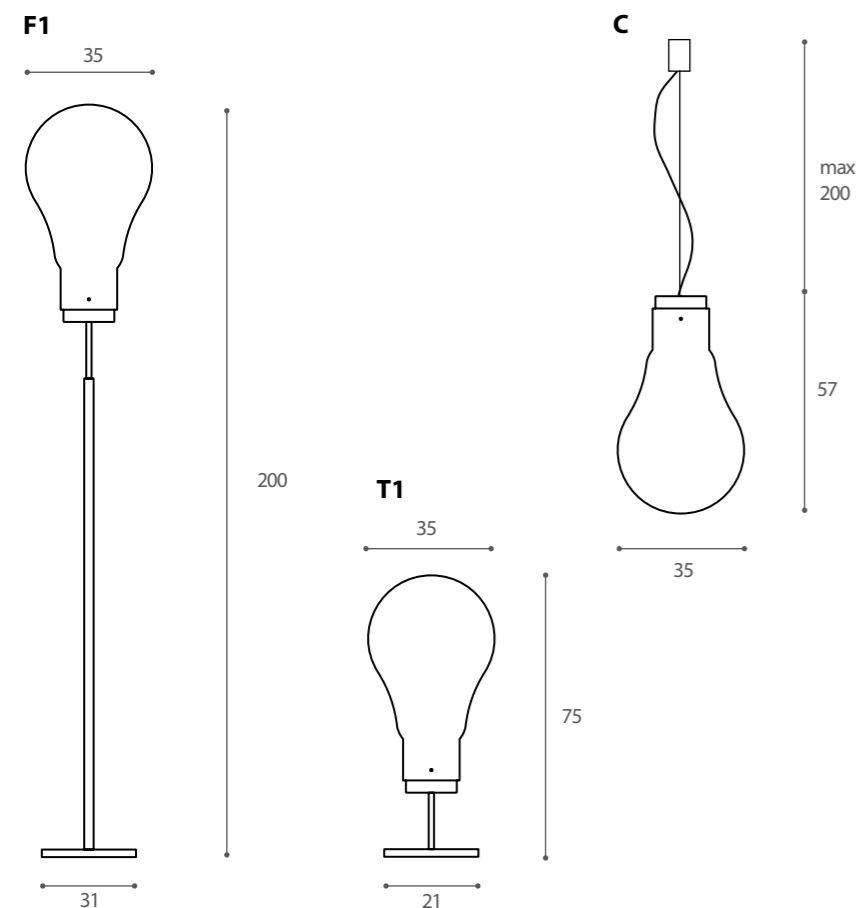
Structure: saddle like sewing leather covered stone

Light source: LED 17W 110/230V - 3000°K/1300Lm

Suspension D 35 cm height 50 glass Max large cm 200

Floor D 35 cm height 50 glass Total height cm 185 with dimmer

Table D 35 cm height 50 glass Total height cm 70 with dimmer



C/F1/T1 LED 17W 110/230V 1300lm 3000°K A+

64
Vivaedison



Showroom Arc Linea
65
Vivaedison







La cultura illuminata.
The enlightened culture.

LETTURA

design Gianfranco Marabese 2015

LETTURA

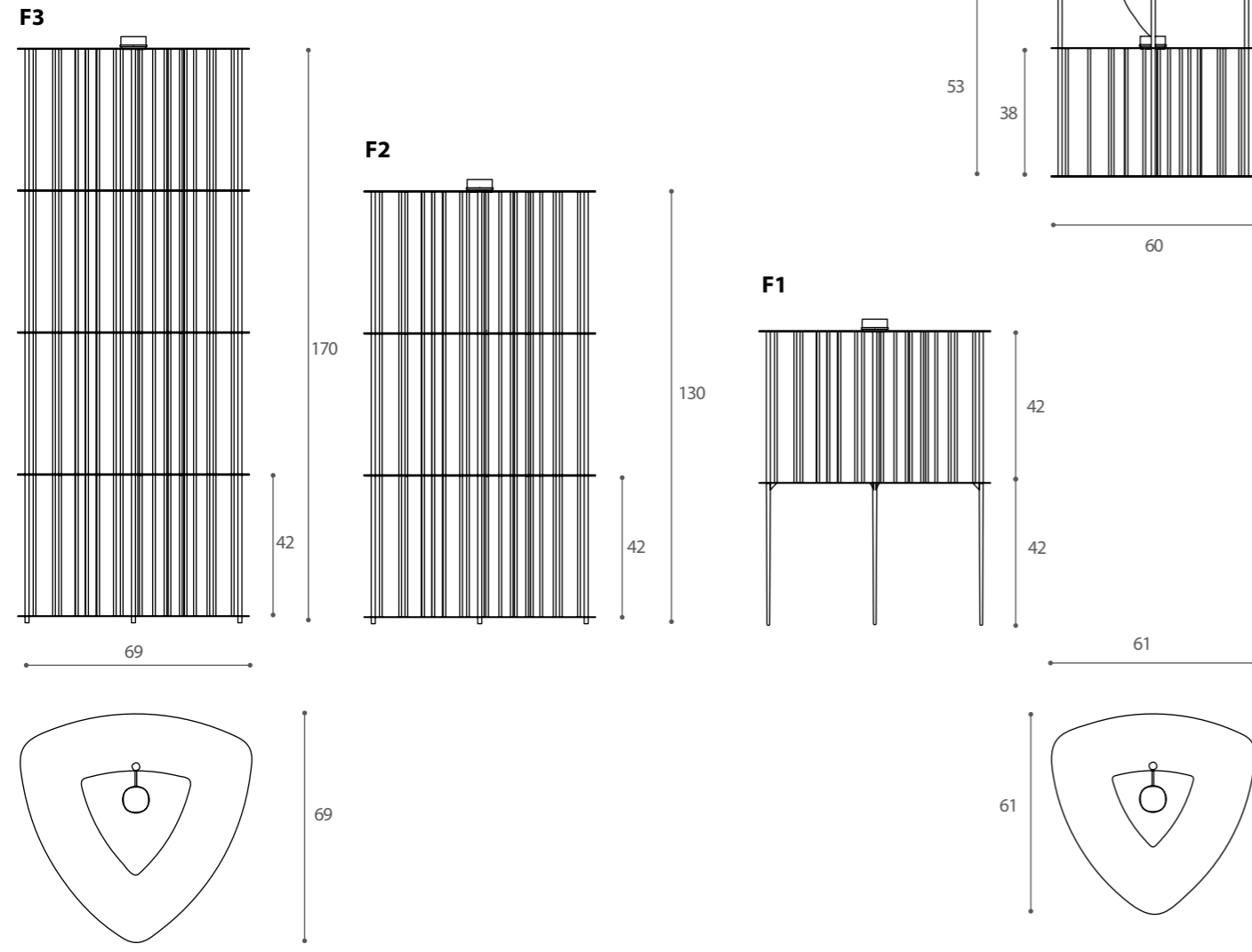
design Gianfranco Marabese 2015

Collezione che affronta il tema della 'lettura' in modo inedito e funzionale. Leggere strutture in metallo, accessibili a 360° realizzano librerie luminose nelle tipologie sospensione e da terra in 3 versioni.

Materiali: metallo
 Finiture: piani in bronzo, tubi in ottone o rame non trattati
 Fonte luminosa: LED 17W 110/230V 3000°K/1300Lm

Collection that addresses the issue of "reading" in a new and functional way. Light metal structures, 360° accessible, composed to have lighting libraries in the typologies of suspension and floor available in 3 versions.

Materials: metal
 Finishes: bronze tops, brass or copper untreated tubes.
 Light source: LED 17W 110/230V 3000°K/1300Lm.



C1 LED 17W 110/230V 1300lm 3000°K **A+**
F1/F2/F3 LED 17W 110/230V 1300lm 3000°K **A+** Dimmer

72
 Lettura







LIBERA

design Gianfranco Marabese 2016

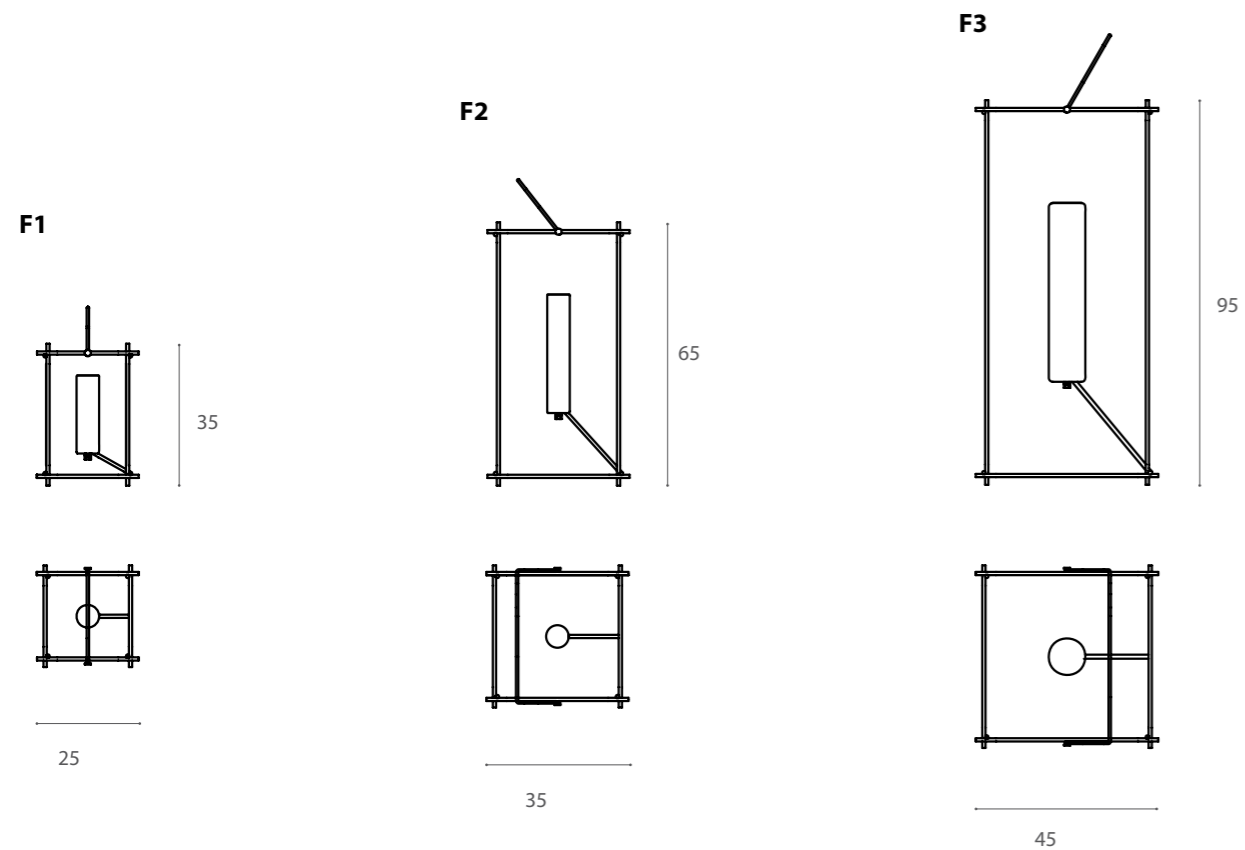
Libera indoor in tre dimensioni. Una luce aerea, sospesa all'interno di sottile perimetro in metallo.

Struttura: bianco, bronzo

Fonte luminosa: LED 110/230V

Indoor's Libera in three dimensions. A suspended light into a thin metal frame.

Structure: white, bronze
LED 110/230V.




F1 LED E14 6W 470lm Dimmer

F2 LED E14 6W 470lm Dimmer

F3 LED E27 16W 1500lm Dimmer

78
Libera



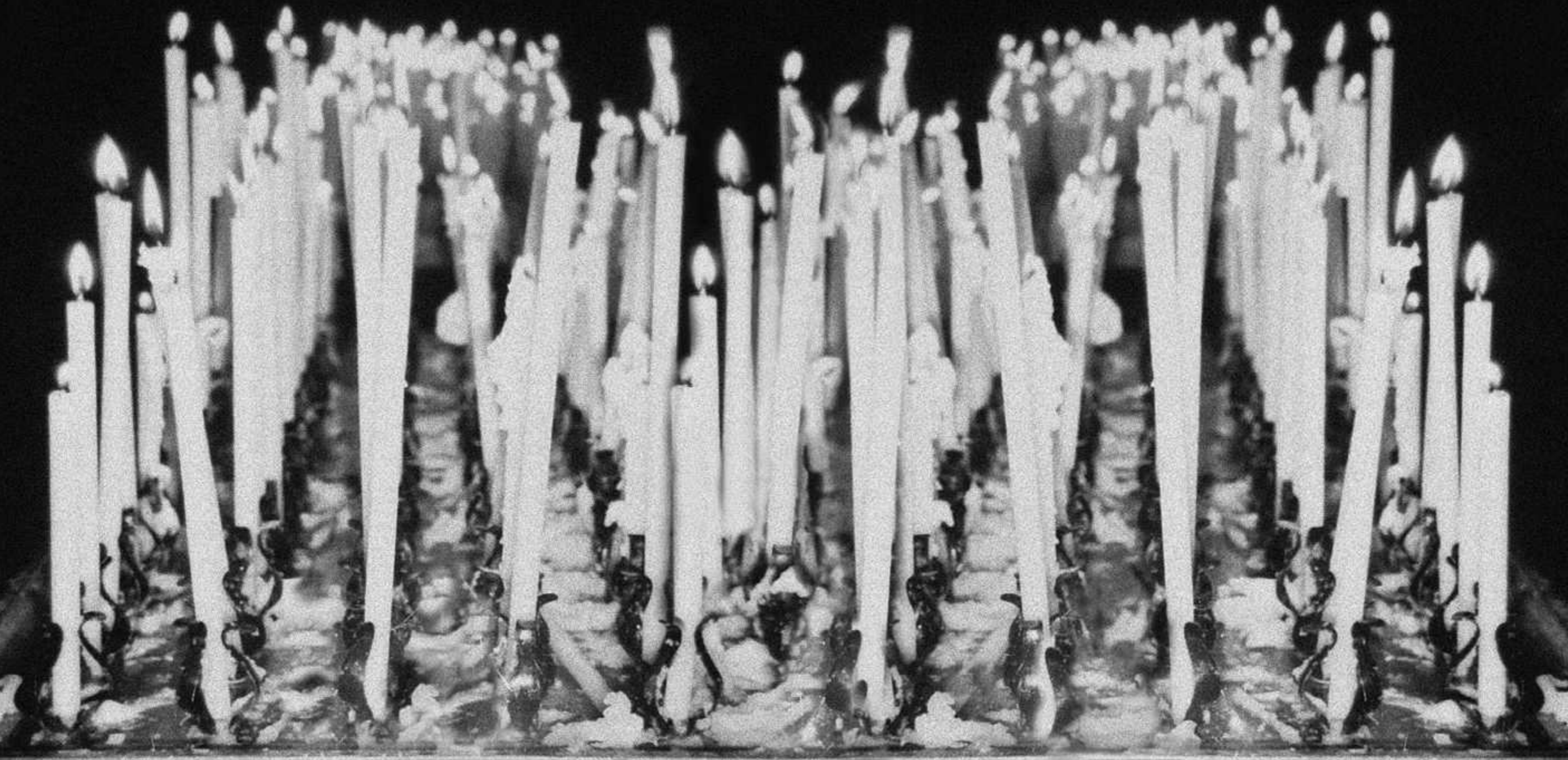
79
Libera

Gocce di luce.

Drop of light.

TORCETTA

design Davide Cavalli 2010



TORCETTA


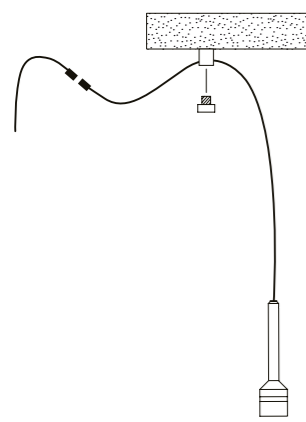
design Davide Cavalli 2010

Piccole sospensioni luminose. Da un attacco a soffitto con alimentatore incorporato, possono essere connesse 4/6/8 fonti di luce a LED, come "candele". Il progetto prevede il posizionamento dell'alimentatore a soffitto e offre la libertà di "far cadere" le singole sospensioni nel punto desiderato. Un cavo di quattro metri con attacco rapido (jack) ne facilita installazione e posizionamento.
Materiali: metallo bianco matt, nero, bronzo e policarbonato trasparente
Fonte luminosa: Power LED 3W 3000°k

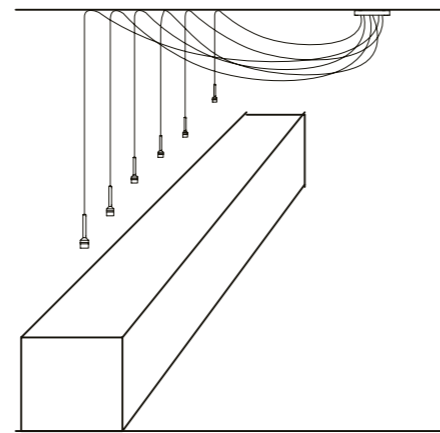
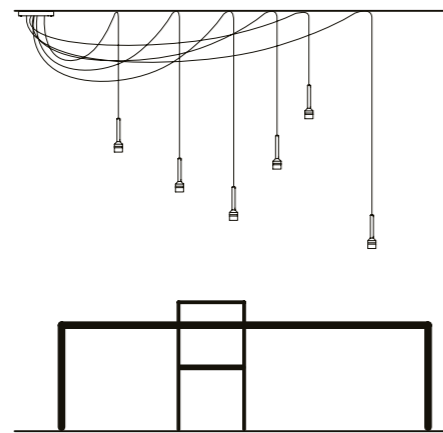
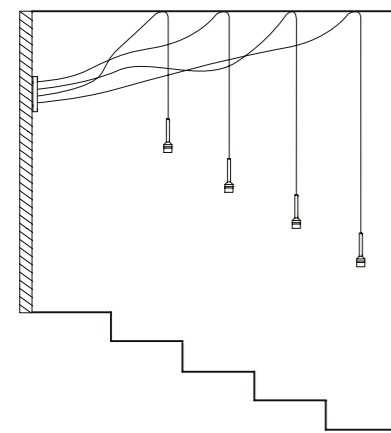
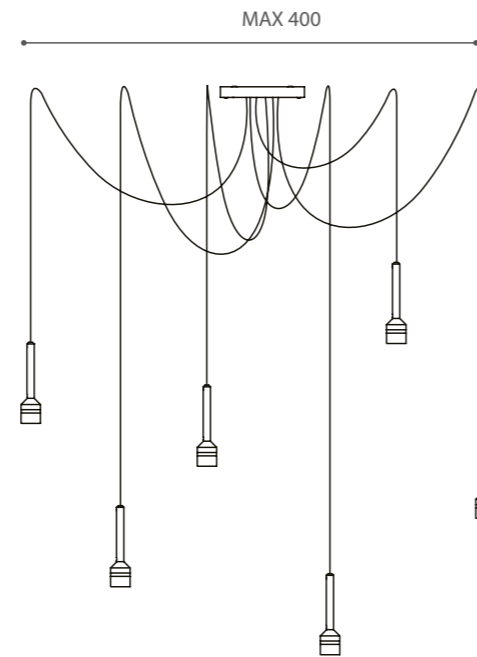
*From an attack on the ceiling with transformer included, can be connected 4/6/8 small LED suspensions as "candles".
The project involves the placement of the power supply to the ceiling and offers the freedom to let "drop" the single suspensions to the desired point.
A four-meter cable with quick attack (jack) for easy installation and placement. Materials: black, bronze, white matt metal and transparent polycarbonate
Light source: 3W Power LED 3000°k*

Attacco rapido / rapid connection

C1



C2/C3/C4



- C1 700mA LED 3W
- C2 4X 700mA LED 3W cad
- C3 6X 700mA LED 3W cad
- C4 8X 700mA LED 3W cad

- C1 singola con alimentatore remoto non incluso/single with remote converter not included
- C2 4 lampade alimentatore incorporato/4 lamps inside converter
- C3 6 lampade alimentatore incorporato/6 lamps inside converter
- C4 8 lampade alimentatore incorporato/8 lamps inside converter

AL8 700mA single led IP67

82
Torcetta








Torcetta/Hotel Fifty House/Milan/Arch. A. Vaccari
86
Torcetta



Lampada in dimensioni reali/Real dimensions' lamp
87
Torcetta



Dalla materia, preziose vibrazioni di luce....
From matter, precious vibrations of light...

SKYFALL

design Gianfranco Marabese 2016

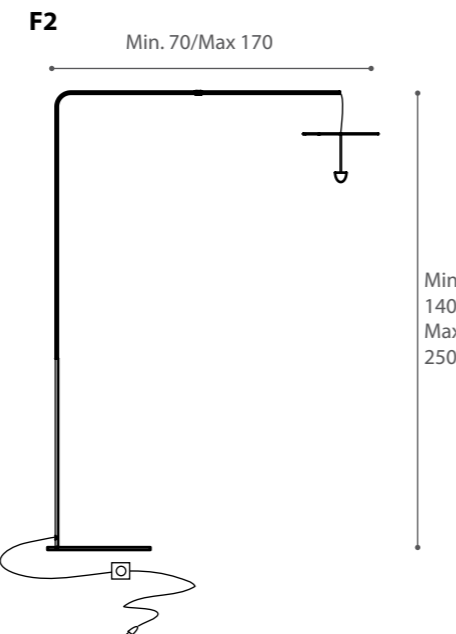
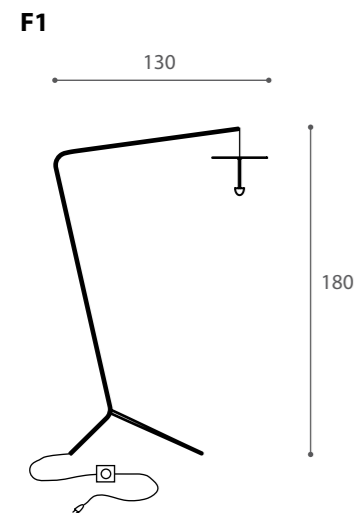
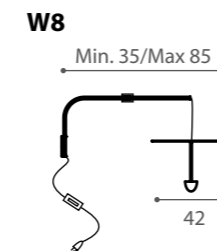
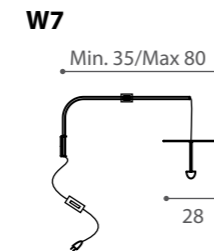
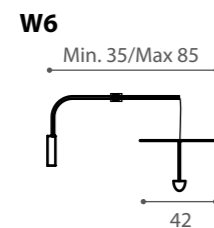
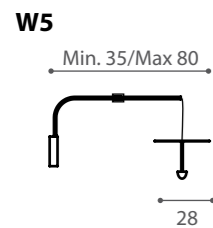
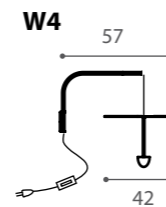
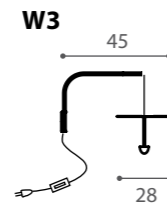
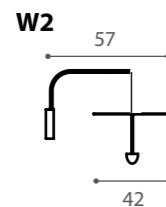
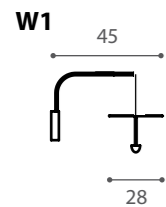
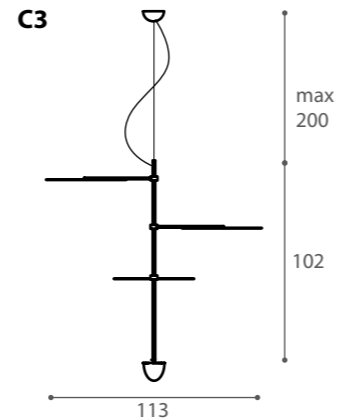
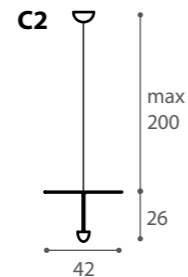
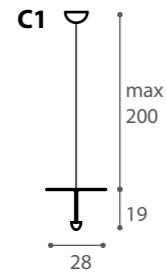
SKYFALL

design Gianfranco Marabese 2016

Skyfall è una collezione indoor, realizzata in lamiera di ottone lavorata con l'antica arte della battitura a mano dai maestri

Asutto /LED 110/230V

Skyfall is an indoor collection, made in hand-hammered metal by the masters of *Asutto* LED 110/230V



- C1** LED 4,5W 110/230V 330lm 3000°K
- C2** LED 13W 110/230V 1000lm 3000°K
- C3** LED 17W 110/230V 1300lm 3000°K
- W1** LED 4,5W 110/230V 330lm 3000°K
- W2** LED 13W 110/230V 1000lm 3000°K
- W3** LED 4,5W 110/230V 330lm 3000°K
- W4** LED 13W 110/230V 1000lm 3000°K

- W5** LED 4,5W 110/230V 330lm 3000°K
- W6** LED 13W 110/230V 1000lm 3000°K
- W7** LED 4,5W 110/230V 330lm 3000°K
- W8** LED 13W 110/230V 1000lm 3000°K
- F1** LED 4,5W 110/230V 330lm 3000°K Dimmer
- F2** LED 13W 110/230V 1000lm 3000°K Dimmer









PENOMBRA

design Sebastiano Tosi 2014.

Collezione di lampade a sospensione, parete e soffitto a luce riflessa, fissa o orientabile.

Materiali: metallo

Finiture: Bianco/bianco – bronzo/foglia rame – bianco/foglia oro – nero/foglia oro

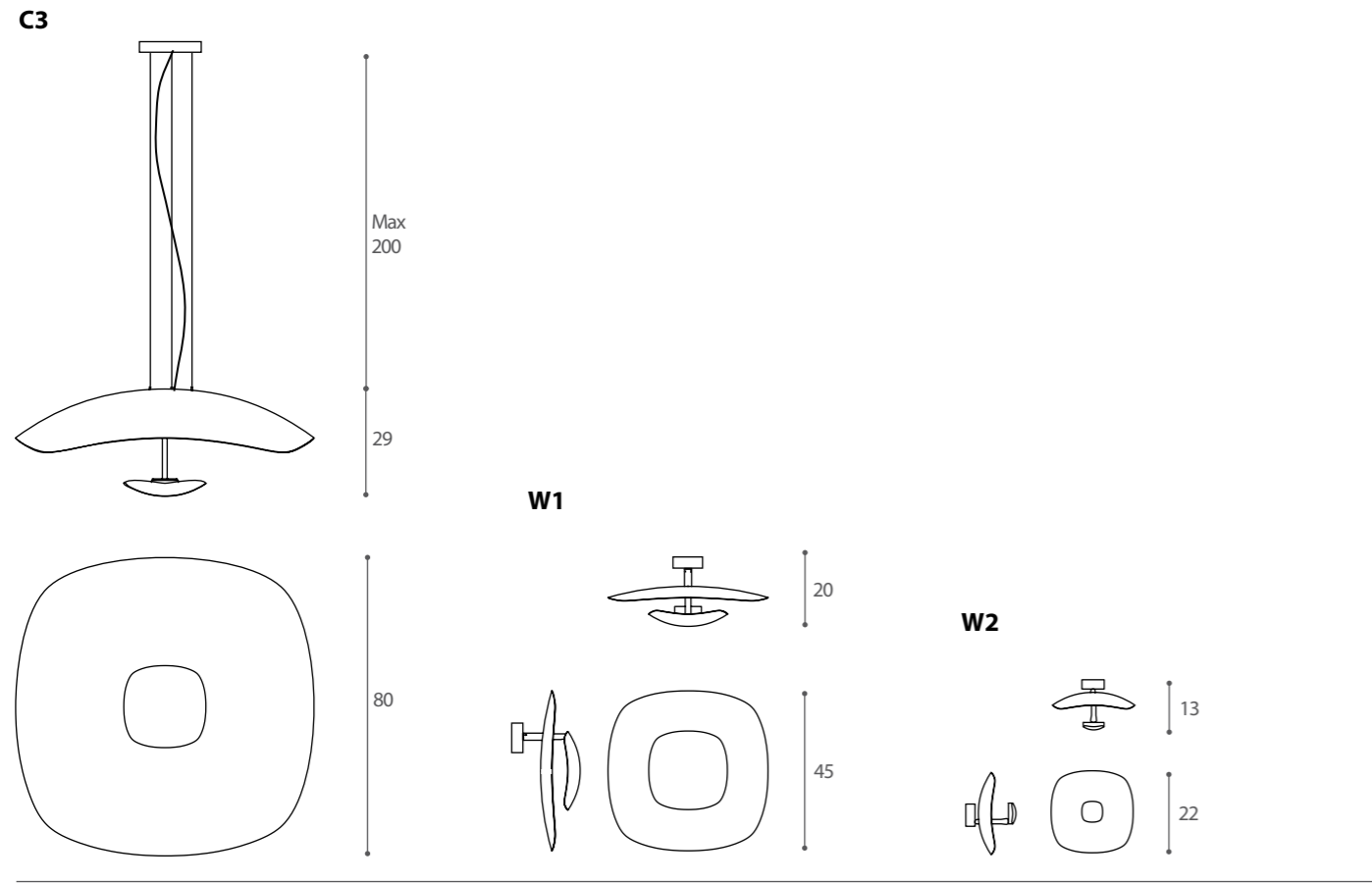
Fonte luminosa: LED 110/230V 3000°K

Collection of suspension, wall and ceiling lamps reflected light, fix or adjustable.

Materials: metal.

Finishes: white/white – bronze/copper leaf – white/gold leaf – black/gold leaf

Light source: LED 110/230V 3000°K




C3 LED 17W 110/230V 1300lm 3000°K


W1 LED 17W 110/230V 1300lm 3000°K

W2 LED 4,5W 110/230V 330lm 3000°K

98
Penombra







Emozioni scenografiche.
Scenographic emotions.

CINEMA'

design Theo Sogni 2014



CINEMA'

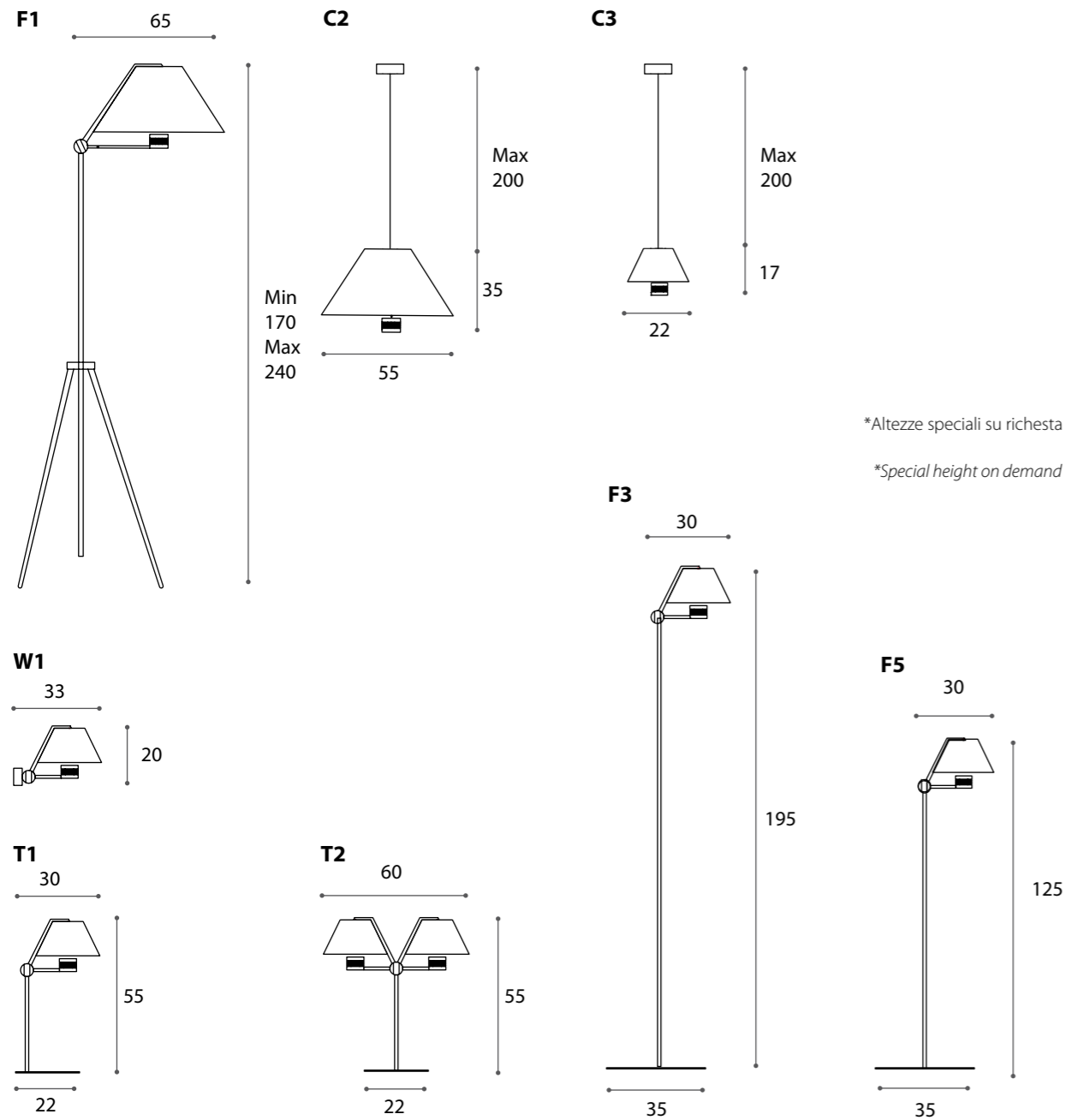
design Theo Sogni 2014

La collezione Cinemà si ispira alle lampade utilizzate nei set cinematografici. Proiettori LED illuminano l'interno dei diffusori che restituiscono luce riflessa senza abbagliare. Le versioni con l'interno in foglia oro generano una luce preziosa, calda e confortevole. I diffusori sono orientabili per direzionare la luce nel punto desiderato.

Materiali: metallo nero/interno foglia oro, bianco/interno foglia oro o bianco. Alluminio/interno alluminio. Bronzo/Foglia rame

The lamps which illuminate the film sets have inspired the collection Cinemà. LED headlamps illuminate the interior of the diffusers that return reflected light without glare. Some versions with the gold leaf inner part create a warm and comfortable light. The diffusers are adjustable to direct the light as desired.

Materials: black metal / gold leaf inner part, white / gold leaf or white inner part. Aluminum / aluminum inner part. Bronze/Copper leaf.



*Altezze speciali su richiesta

*Special height on demand

- F1** 1X LED 17W 110/230V 1300lm 3000°K **A+** Dimmer
- C2** 1X LED 17W 110/230V 1300lm 3000°K **A+**
- C3** 1X LED 13W 110/230V 1000lm 3000°K **A+**
- W1** 1X LED 13W 110/230V 1000lm 3000°K **A+**
- T1** 1X LED 13W 110/230V 1000lm 3000°K **A+** Dimmer

- T2** 2X LED 13W 110/230V 1000lm 3000°K **A+** Dimmer
- F3** 1X LED 13W 110/230V 1000lm 3000°K **A+** Dimmer
- F5** 1X LED 13W 110/230V 1000lm 3000°K **A+** Dimmer











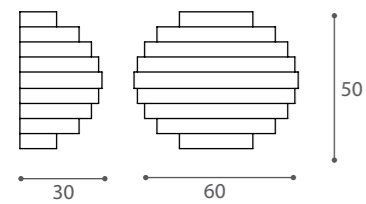
MAMAMIA

design Theo e Silvia Sogni 2003

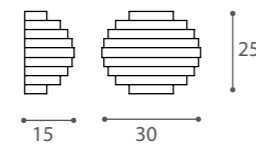
Progetto che riprende ed attualizza formalmente alcuni segni che hanno caratterizzato il design nordico, unendoli ad atmosfere luminose di sapore orientale. Nove anelli in metallo vengono montati su un telaio metallico a formare lampade da terra, parete, tavolo, sospensione e plafone. Dalla fonte luminosa, posizionata all'interno del volume, si irradia una luce netta e precisa che genera sulle superfici effetti e riflessi suggestivi. Finiture: bianco, alluminio, nero con interno alluminio, nero con interno rame, foglia oro, foglia argento e foglia rame.

The project take again and make formally actual some signs which characterize the Nordic design and combine them to luminous atmosphere with an oriental taste. Nine metal rings with different diameter was assembled on a metallic for floor, wall, table, suspension and ceiling versions. From the light source, which is situated inside the volume's lamp, radiates a clear light which creates suggestive effects and reflexes on the external surfaces of the rings. Finishes: white, aluminium, black with aluminium inner part, black with copper inner part, gold, silver and copper leaf.

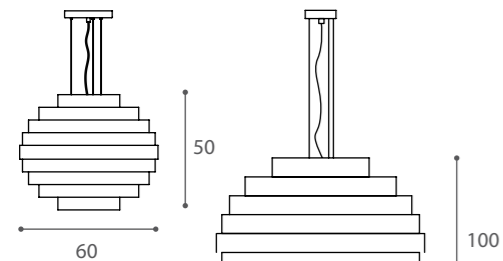
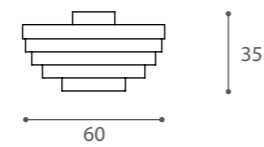
W1



W2

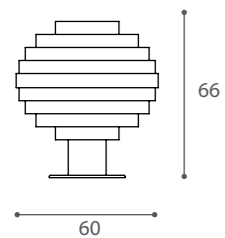
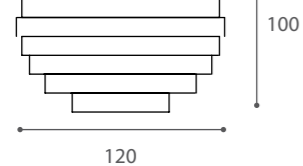


C2

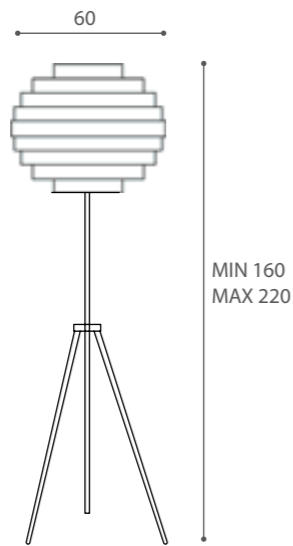


C1/C5

C3/C4



T



F1



W1	2x Hal-Eco E27 105W 2000lm		C	Fluo E27 33W 2250lm		A	LED E27 16W 1500lm		A+
W2	1x LinearLed 5W 500lm		A+						
C2	1x Hal-Eco E27 105W 2000lm		C	Fluo E27 33W 2250lm		A	LED E27 16W 1500lm		A+
C1	1x Hal-Eco E27 105W 2000lm		C	Fluo E27 33W 2250lm		A	LED E27 16W 1500lm		A+
C5	1x HQI/CDM E27 70W 6600lm		A						
C3	1x HQI/CDM E27 70W 6600lm		A						
C4	3x Hal-Eco E27 105W 2000lm		C	Fluo E27 33W 2250lm		A	LED E27 16W 1500lm		A+
T	1x Hal-Eco E27 105W 2000lm		C	Fluo E27 33W 2250lm		A	LED E27 16W 1500lm		A+
F1	3x Hal-Eco E27 105W 2000lm		C	Fluo E27 33W 2250lm		A	LED E27 16W 1500lm		A+











FORMOSA

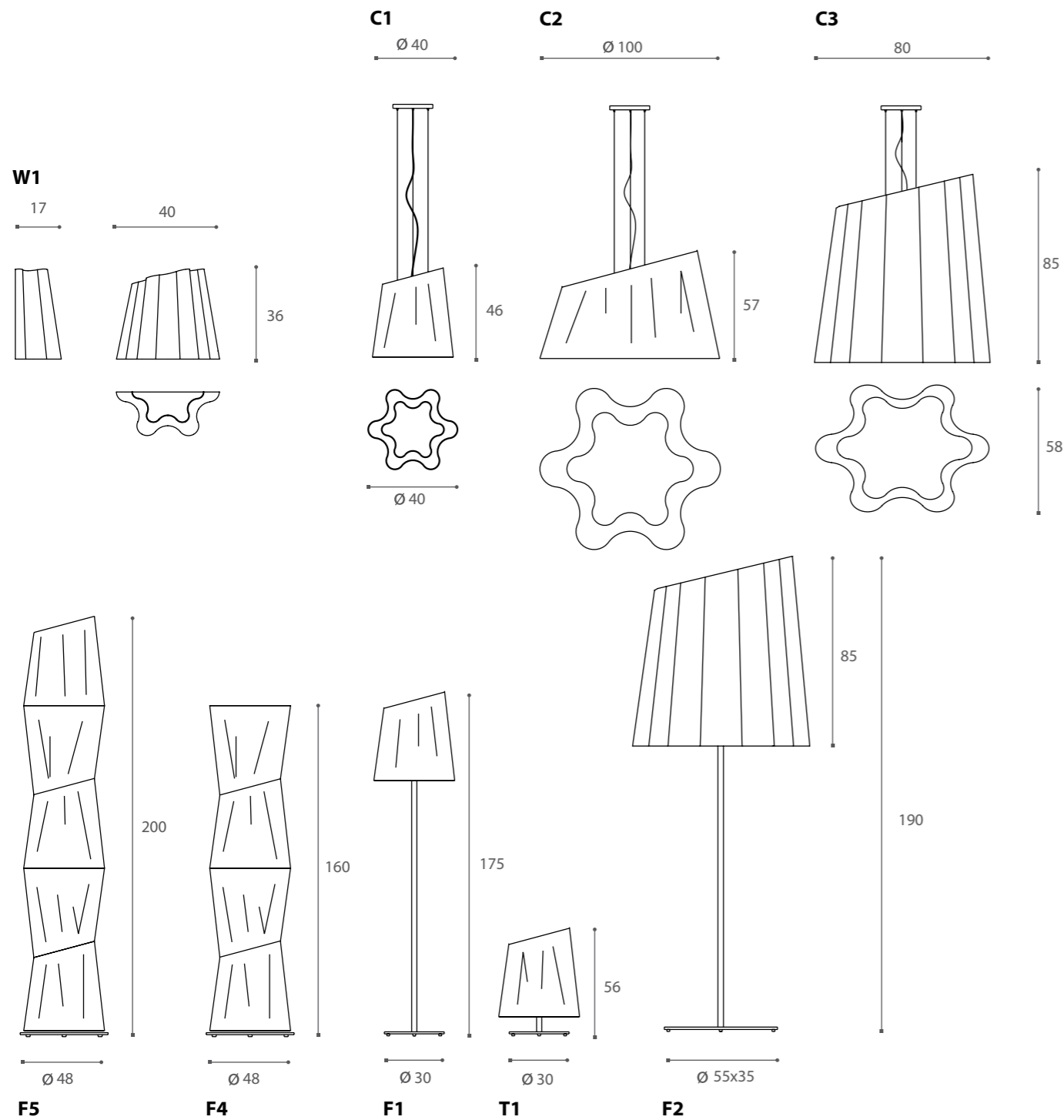
design Aldo Cibic 2005

Collezione di lampade con diffusore in tessuto di forma asimmetrica, utilizzabile singolarmente o in aggregato, per lampade da terra, tavolo, parete e sospensione.

Materiali: tessuto bianco o rosso, metallo.

A collection of lamps with a asymmetrical texture shade, which can be used singularly or together with another element for floor, wall, table, wall and suspension lamps.

Materials: texture white or red, metal.



- | | | | | | |
|--------------|----------------------------|-----------|----------------------------|-----------|----------------------------|
| W1 | 1X Hal-Eco E27 105W 2000lm | F5 | 10X LED E14 6W 470lm | F2 | 3X Hal-Eco E27 105W 2000lm |
| | 1X ILED E27 16W 1500lm | F4 | 8X LED E14 6W 470lm | | |
| C1 | 1X Hal-Eco E27 105W 2000lm | T1 | 2X Hal-Eco E27 105W 2000lm | | |
| | 1X ILED E27 16W 1500lm | | 2X LED E14 6W 470lm | | |
| C2/C3 | 1X Hal-Eco E27 105W 2000lm | F1 | 2X Hal-Eco E27 105W 2000lm | | |
| | 1X ILED E27 16W 1500lm | | 2X ILED E27 16W 1500lm | | |











Una “colata” di luce unica e irripetibile, numerata.
A unique and unrepeatabe “stream” of light, in limited edition.

UNICA

design Theo Sogni 2011

Unica è realizzata grazie all'utilizzo dell'antica tecnica della “fusione in terra”: lavorazione generalmente adoperata dagli scultori per ottenere esemplari unici o multipli di opere in metallo come il bronzo, l'alluminio, il rame e l'ottone. La millenaria e artistica esecuzione, viene praticata da pochi artigiani che si tramandano il “mestiere” di padre in figlio, rinnovando la passione. Unica simboleggia con il proprio nome l'unicità della lavorazione, l'unicità dei pezzi, che sono singolari e diversi fra loro. Ogni colata infatti, sembra avere un proprio “DNA”: dovuto ai segni sulle superfici della materia, che prelevata dal fuoco allo stato liquido, viene versata nel calco in terra per ottenerne la forma. Unica è numerata e prodotta in serie limitate.

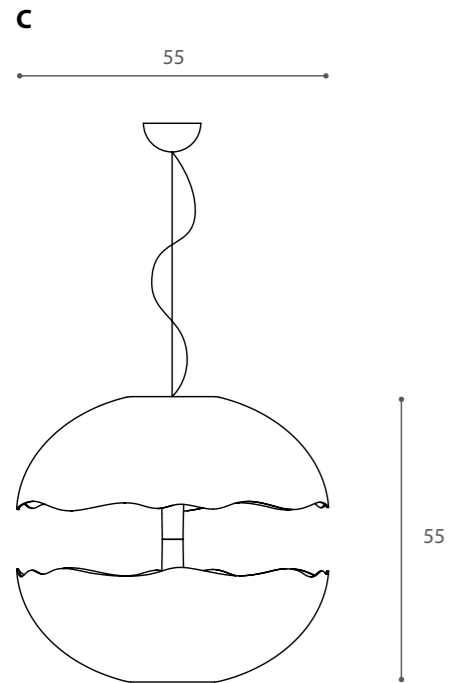
Unica is realized by using the ancient technique of “sand casting”: a process usually used by sculptors for individual pieces or multiple of works in metal such as bronze, aluminium, copper and brass. The ancient and artistic execution is carried out by a few artisans who hand down the “trades” from father to son renewing passion. Unica symbolizes with his name the uniqueness of the process, the uniqueness of the pieces, that are unique and different. In fact, each casting seems to have its own “DNA” due to the signs on the surface of the material, that taken from the fire in the liquid state, is poured into the mould in the ground to get the form. Unica is numbered and produced in limited quantities.



UNICA



design Theo Sogni 2011

Sospensione in alluminio fuso "in terra".
Finiture: alluminio lucidato a specchio, nero ghisa con interno oro o argento. Rame, interno rame
Fonte luminosa: LED GU10 8W esterno - Circuito LED 6W 3000°k interno, doppia accensione.

*Suspension lamp made in aluminium "sand casting".
Finishes: aluminium shiny polished, cast iron with gold or silver inner part. Copper, inside copper
Light source: LED GU10 8W outside - Circuit LED 6W 3000°k inside, double switch.*



C outside LED GU10 9W 680Lm  

inside Circuit LED 6W 3000K 400Lm   included



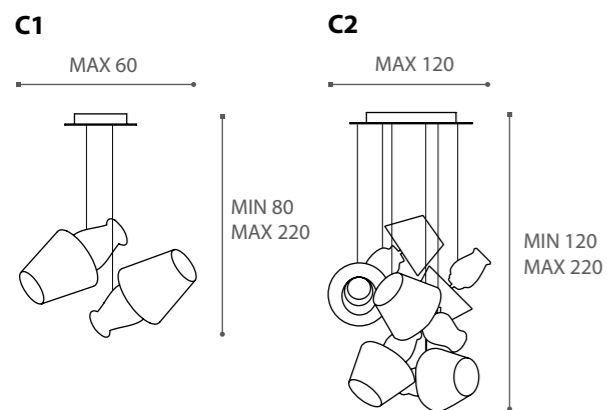
NOVECENTO

design Claudio Bitetti 2009

Novecento mette a confronto una delle icone più significative del secolo scorso con una delle correnti artistiche più esemplari dello stesso. Abat-jour e Ready-made: l'oggetto e la sua trasformazione in qualcos'altro. Novecento nasce da un'ispirazione che raccoglie una tradizione e la trasforma con ironia.

Materiale: vasi in ceramica bianca e oro, diffusori in tessuto bianco e tecnopolimero oro. Struttura: metallo.

Novecento compares one of the most significant icons of the last century with one of the most considerable artistic current of the same one that are Abat-jour and Ready-made: the object and its transformation in something else. Novecento borrows from an inspiration that collects a tradition and transform it with irony. Material: white and gold ceramic pots, white fabric shades and gold technopolymer. Metal structure.



C1 2X LED E27 16W 1500lm

C2 6X LED E27 16W 1500lm

138
Novecento



139
Novecento



Charles De Gaulle Airport/Paris/France



Accartocciare la luce per dargli forme sempre diverse.
Curl the light to get an infinite variety of shapes.

DOLCEVITA

design Theo Sogni 2011



DOLCEVITA

design Theo Sogni 2011

Lampada da terra con diffusore in purissimo polietilene bianco, riciclabile, privo di sostanze tossiche e resistente all'acqua. Il materiale, brevettato e normalmente utilizzato in architettura da molti anni, protegge gli edifici da umidità e agenti atmosferici: con Dolcevita trova una nuova applicazione. La forma conica è in parte trasformabile attraverso la manipolazione libera, che consente di modellare, variare l'altezza (da 170 a 210 cm), e stropicciare la materia, personalizzando il "corpo" della lampada e il suo effetto luminoso.

Leggero e consistente, il diffusore di Dolcevita, si illumina totalmente, filtrando una luce morbida, confortevole, mettendo in evidenza una texture materica che ricorda la carta di riso.

Materiali: polietilene bianco

Struttura: metallo e policarbonato

Fonte luminosa: lampadine halo-spot

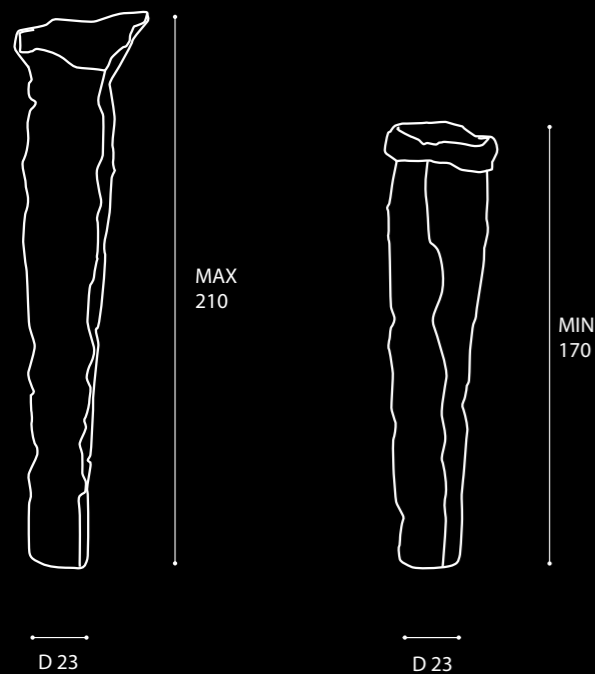
di nuova generazione o LED

Floor lamp with pure white polyethylene shade, recyclable, free of toxic substances and water resistant. This material that has been patented and is normally used in construction field for many years to protect buildings from moisture and weather, finds with Dolcevita a new application. The conical shape is partly convertible by manipulating free that allows to model, to vary the height (from 170 to 210 cm), and to rubbing the material, customizing the "body" of the lamp and his lighting effect. Light and consisting, the Dolcevita's shade, lights completely and filters a soft, comfortable light that emphasizes the material texture reminiscent of the rice paper.

Materials: White Polyethylene

Structure: Metal and Polycarbonate

Light source: new generation of light bulbs with low energy consumption or LED



F



DOLCEVITA: CARATTERISTICHE TECNICHE DEL MATERIALE

Riciclabilità

Resistenza alla rottura / strappi

Stabilità e Inalterabilità nel tempo

Resistenza all'acqua / lavabile

Resistenza alle alte e basse temperature

Atossicità

Resistenza agli agenti chimici

Resistenza raggi UV

DOLCEVITA: TECHNICAL CHARACTERISTICS OF THE MATERIAL

Recyclability

Breaking strenght

Stability and durability over time

Water resistant – washable

Resistance to high and low temperatures

Non-toxic

Resistance to chemicals

UV resistance

LED Par38 E27 15W 10° ◀ A+

Hal Par30 E27 100W 10° Dimmer ◀



MIAMI INDOOR

design Giordana Arcesilai 2010

La forma del diffusore di Miami rappresenta l'icona classica del paralume. Realizzato in vetroresina bianco caldo diffonde la luce morbida, accogliente e rassicurante.

Il materiale resistente all'urto e lavabile rende Miami utilizzabile ovunque e di facile manutenzione. Un cilindro di vetro borosilicato, all'interno del paralume, avvolge e scherma le fonti luminose per evitare abbagliamenti

Materiali: vetroresina bianco caldo e vetro borosilicato.

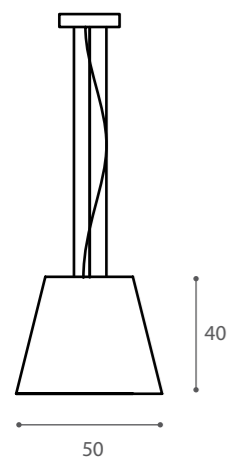
Miami's shade represents the classic icon of the lampshade. Realized in warm white fiberglass diffuses a soft, cosy and reassuring light.

The material has a high resistance to crashes and is washable for this reason Miami can be used everywhere and is easy to maintain.

A cylinder in borosilicate glass inside the shade surrounds and fencing the lighting sources to avoid glare.

Materials: warm white fiberglass and borosilicate glass.

C1



C1 LED E27 16W 1500lm

148
Miami indoor



Lungarno 23/Arch. Saverio Innocenti/Firenze/Italy

149
Miami indoor



RICAMI

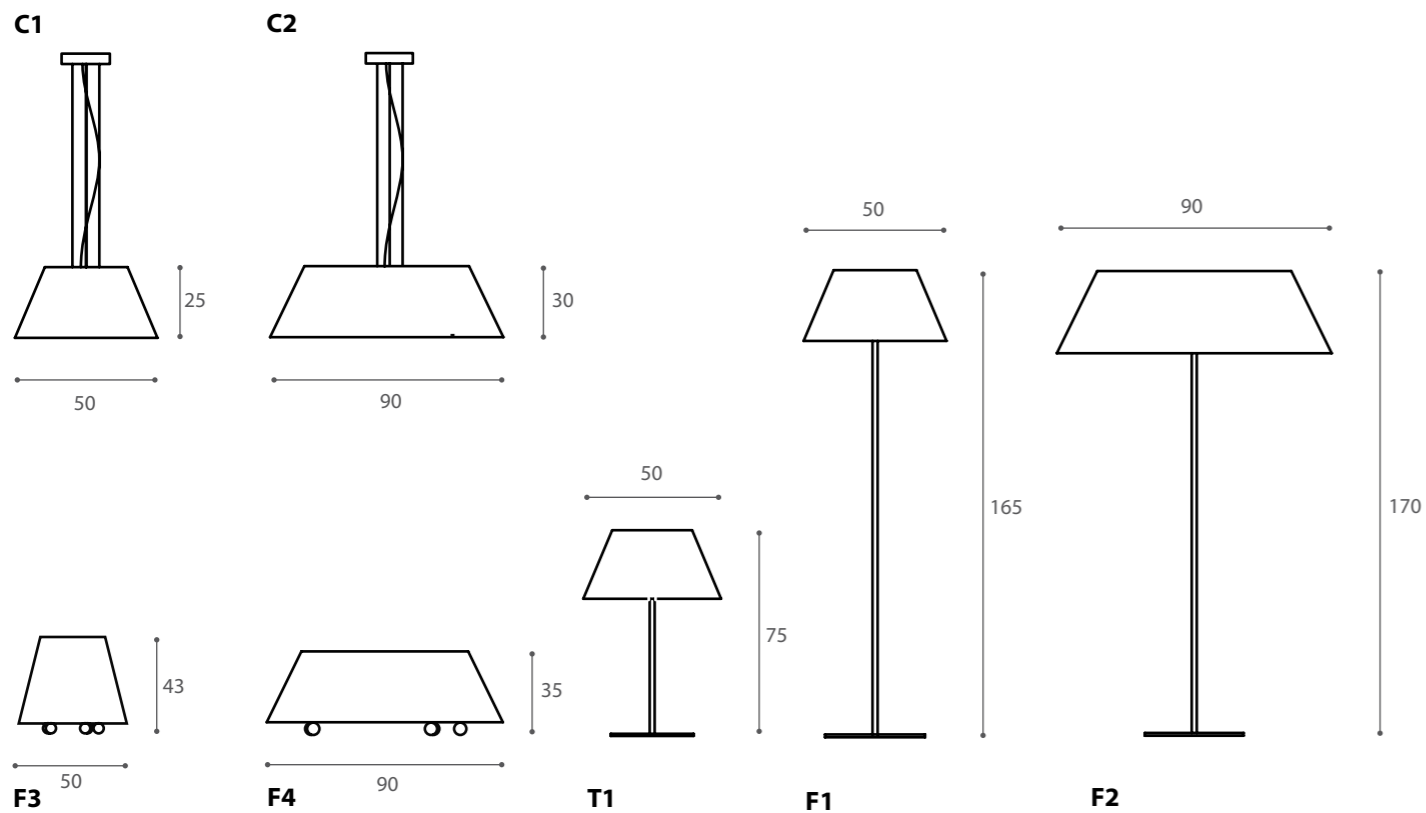
design Theo e Silvia sogni 2009

Pizzo Valenciennes e fibra di vetro accoppiati, danno origine a superfici materiche bidimensionali. Il rilievo prezioso e la trasparenza del tessuto si uniscono all'alta resistenza agli urti e alle intemperie della fibra di vetro. Questa originale tecnica, ideata da Antonangeli, ha permesso di ottenere volumi illuminanti di diverse forme ed utilizzi: come i paralumi, in due dimensioni per lampade da terra, tavolo, sospensione.

Materiale: fibra di vetro trasparente, pizzo Valenciennes bianco o nero, cilindro in vetro borosilicato. Struttura: verniciata bianca su pizzo bianco, bronzo ramato su pizzo nero. Oppure: i diffusori possono essere forniti senza pizzo.

Valenciennes lace and fiberglass used together to create bi-dimensional surfaces. The unique relief and the transparency of the fabric joined with the high resistance to crashes and to weather-beaten of the fiberglass. This original technique, created by Antonangeli, has permitted to obtain lighting volumes with different shapes and uses: as by the shades that are available in two dimensions to create floor, table and suspension lamps.

Material: transparent fiberglass, white or black Valenciennes lace, borosilicate glass cylinder. Structure: white painted for the white lace, bronze copper coloured for the black lace. Or the diffuser can be supplied without lace.



C1 LED E27 16W 1500lm

C2 LED E27 16W 1500lm

F1 LED E27 16W 1500lm

T1 LED E27 16W 1500lm

F2 LED E27 16W 1500lm

F3 LED G9 5W 110/230V

F4 LED G9 5W 110/230V



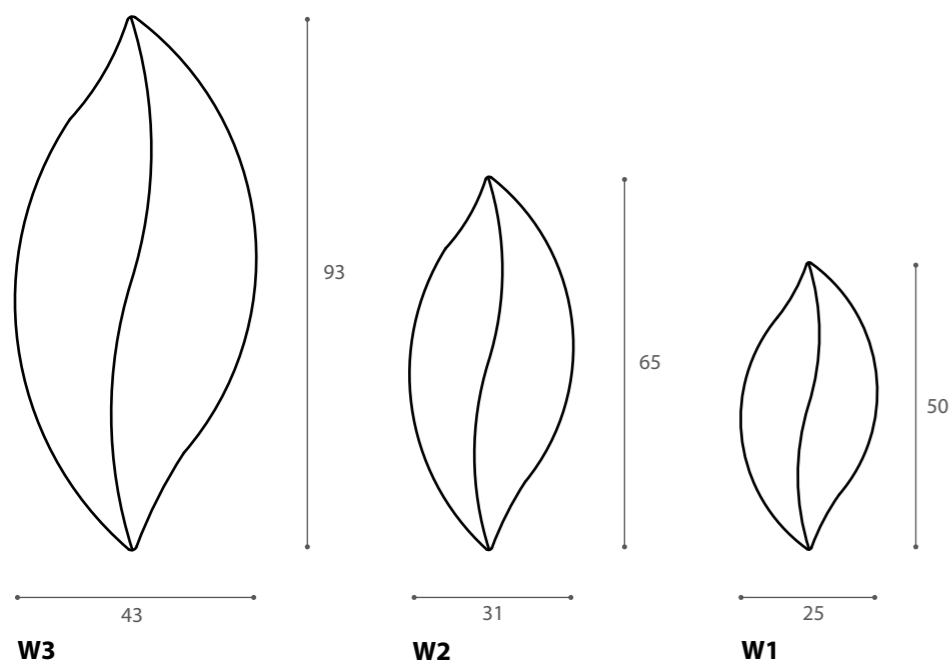


FOGLIA

design Lucci & Orlandini 1996

Lampada a parete e soffitto in vetro bianco trattato in superficie ad "effetto seta", sostenuto da una leggera e minimale struttura metallica.

White glass wall and ceiling lamp: the glass is treated to "silk effect" and supported by a light and minimalistic structure.



W2/W1 1X LED E27 16W 1500lm
W3 2X LED E27 16W 1500lm

156
Foglia



157
Foglia

VOLO

design Lorenzo Gecchelin 2009

Volo è un foglio in metallo che si appoggia sulla parete. Una forma essenziale e leggera, racchiude un cuore tecnologico con alte prestazioni illuminotecniche: per un maggior rendimento luminoso ed una riduzione dei consumi.

Materiale: metallo in finitura bianco, oro, cromo.

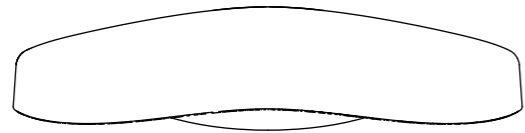
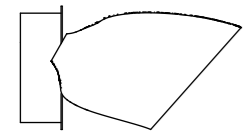
Volo is a metallic sheet that leans on the wall. An essential and light form that wrap a technological heart with high lighting performances: for an higher lighting earning and consumption's decrease.
Material: metal, available in white, gold, chrome finishing.



W1

16

44

11



W1 Hal-Eco E27 105W 2000lm  **C**
LED E27 16W 1500lm  **A+**

158
Volo



159
Volo



FLEX

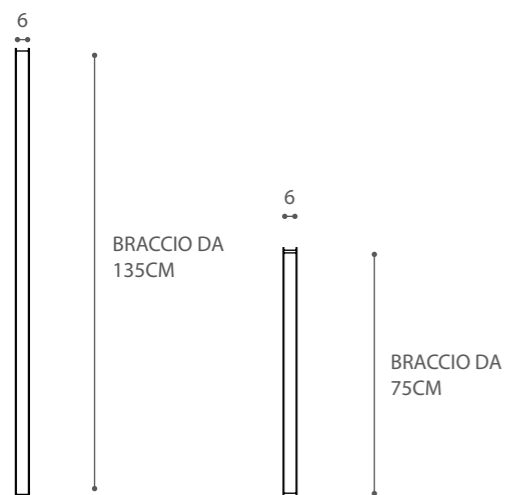
design Claudio Bitetti 2007

Flessibilità e astrazione sono i concetti che hanno portato alla realizzazione del progetto Flex: un sistema di luce dinamico che utilizza due bracci in due dimensioni, collegati tra loro attraverso uno snodo. Ruotabili a 180° i bracci permettono di illuminare spazi e cose secondo le necessità che mutano, anche quotidianamente. Flex è utile e duttile, un disegno essenziale che esalta la funzione della luce.

Struttura: verniciato bianco opaco, nero lucido

Flexibility and abstraction are the concepts that are on the base of Flex project: a dynamic light's system using two arms of two different dimensions joined together by a joint. The arms can be turned to 180° and this permits to light spaces and objects as per the mutable needs of every day. Flex is useful and ductile, an essential drawing that exalts the light's function.

Structure: white matt, black polish painted



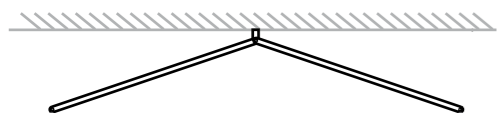
C1/W1
2 braccia 75cm/
2 arms 75cm

C2/W2/F1
1 braccio 75cm + 1 braccio 135cm/
1 arms 75cm + 1 arm 135cm

C3/W3/F2
2 braccia 135cm/
2 arms 135cm

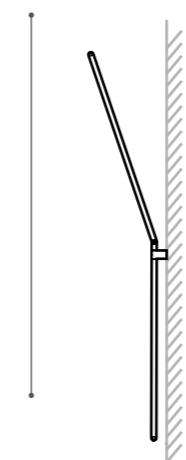
DIMMER SU RICHIESTA SOLO SULLE VERSIONI/
DIMMER ON DEMAND ONLY FOR VERSIONS:
C1/C2/C3/W1/W2/W3

PLAFONE/CEILING



C1 Lunghezza MAX 150
C2 Lunghezza MAX 210
C3 Lunghezza MAX 270

PARETE/WALL

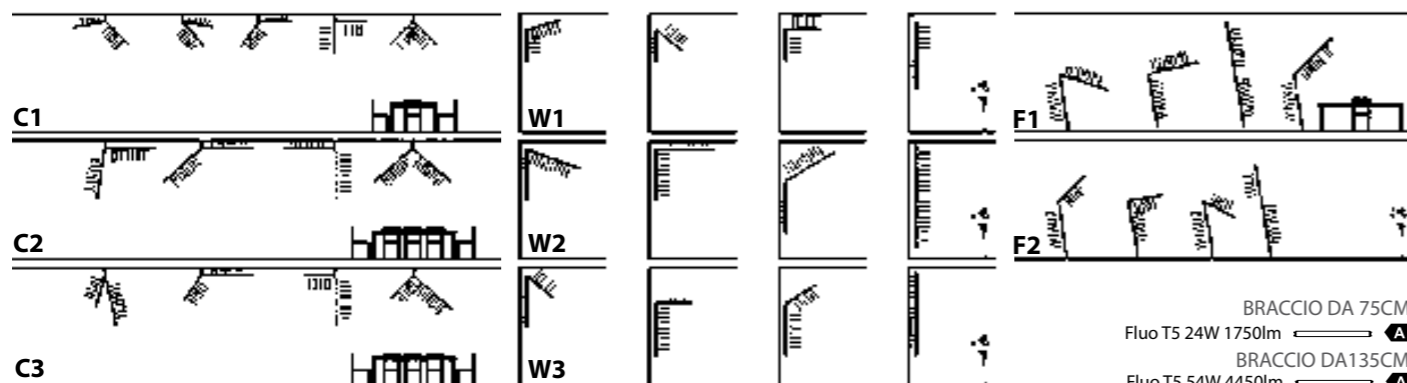


W1 Lunghezza MAX 150
W2 Lunghezza MAX 210
W3 Lunghezza MAX 270

TERRA/FLOOR



F1 Lunghezza MAX 217
F2 Lunghezza MAX 277



BRACCIO DA 75CM
Fluo T5 24W 1750lm
BRACCIO DA 135CM
Fluo T5 54W 4450lm





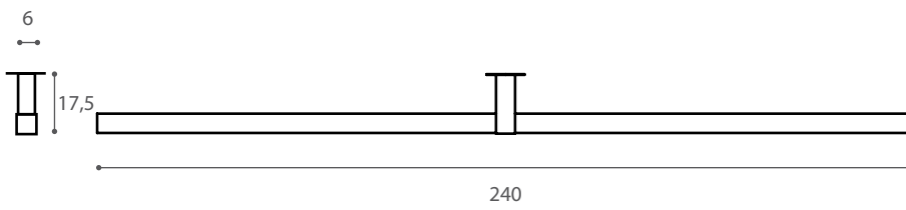
FLEX BARRA

design Claudio Bitetti 2008/2009

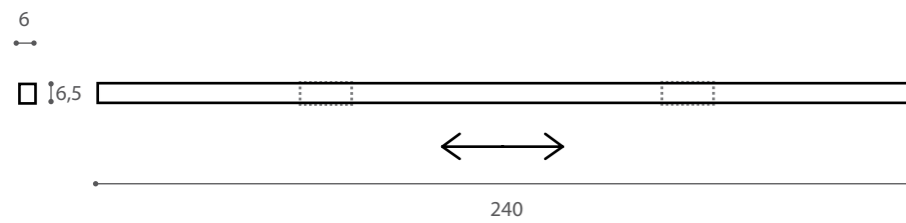
C1/C1LED



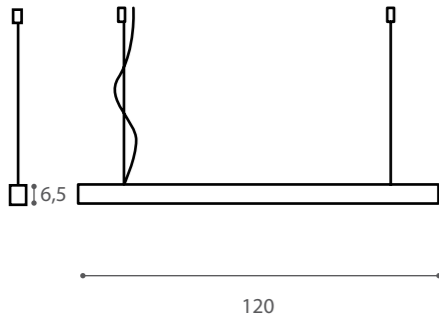
C2/C2LED



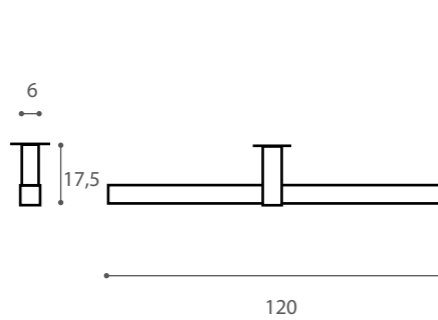
W1/W1LED



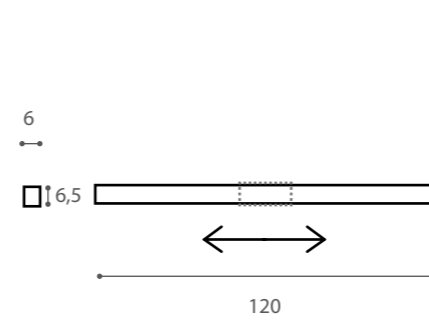
C3/C3LED



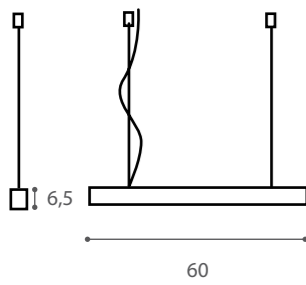
C4/C4LED



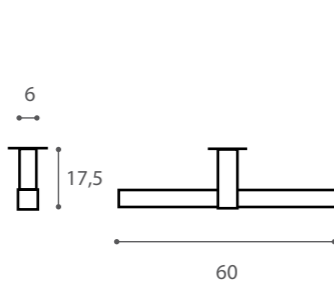
W2/W2 LED



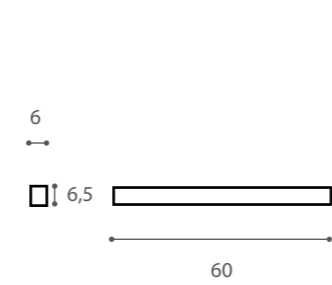
C5/C5LED



C6/C6LED




W3/W3LED



C1	2X Fluo T5 54W 4450lm	➔	A	C3	1X Fluo T5 54W 4450lm	➔	A	C5	1X Fluo T5 24W 1750lm	➔	A
C1LED	Led 24V 70W 8000lm	➔	A+	C3LED	Led 24V 33W 3800lm	➔	A+	C5LED	Led 24V 14,5W 1650lm	➔	A+
C2	2X Fluo T5 54W 4450lm	➔	A	C4	1X Fluo T5 54W 4450lm	➔	A	C6	1X Fluo T5 24W 1750lm	➔	A
C2LED	Led 24V 70W 8000lm	➔	A+	C4LED	Led 24V 33W 3800lm	➔	A+	C6LED	Led 24V 14,5W 1650lm	➔	A+
W1	2X Fluo T5 54W 4450lm	➔	A	W2	1X Fluo T5 54W 4450lm	➔	A	W3	1X Fluo T5 24W 1750lm	➔	A
W1LED	Led 24V 70W 8000lm	➔	A+	W2LED	Led 24V 33W 3800lm	➔	A+	W3LED	Led 24V 14,5W 1650lm	➔	A+





Forme senza tempo.
Timeless shapes.

Bell Collection

design Sergio Brioschi 1996/2003



Bell Collection

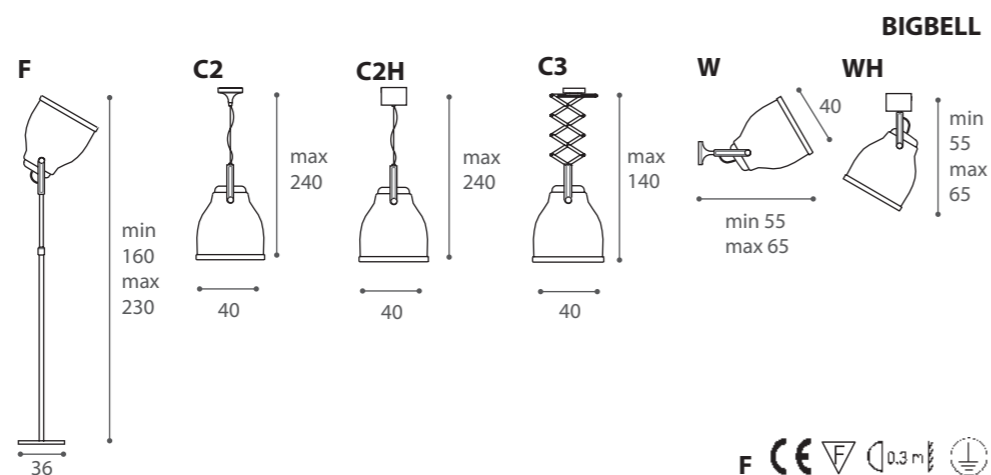
design Sergio Brioschi 1996/2003

Forme arrotondate in alluminio per diffusori con anima tecnica e cuore decorativo. In tre diverse dimensioni danno vita a tre collezioni compatibili, grazie alla loro stessa radice formale, dall'alta e differenziata possibilità di utilizzo.

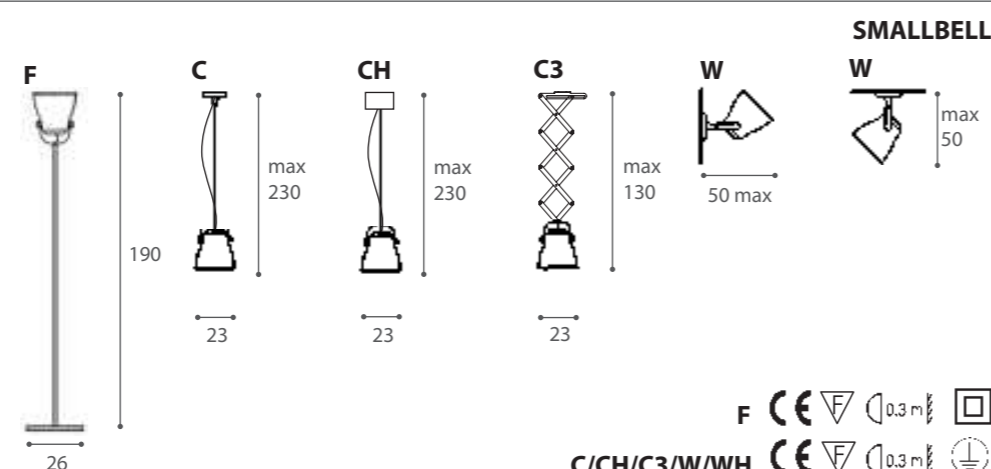
Materiali: alluminio anodizzato con diffusori in alluminio naturale, colorato blu, rosso, giallo, arancio, nero lucido, bianco lucido e bronzo.

Aluminium round shapes with a technical soul and a decorative heart. Available in three dimensions, create three compatible collection, thank their similar formal root, which gives a wide and different use's possibilities.

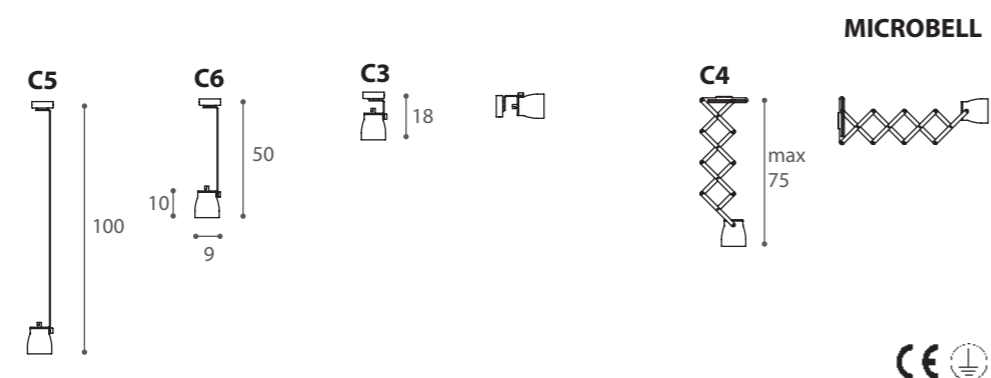
Materials: anodized aluminium with shades in natural aluminium, coloured blue, red, yellow, orange, glossy black, glossy white and bronze.



C2/C2H/C3/W/WH



C/CH/C3/W/WH



BIGBELL

F	Fluo E27 33W 2250lm	A	Hal-eco E27 150W 2870lm	C	LED E27 16W 1500lm	A+
C2	Fluo E27 33W 2250lm	A	Hal-eco E27 105W 2000lm	C	LED E27 16W 1500lm	A+
C2H	HQI/CDM E27 70W 6600lm	A+				
C3	Fluo E27 33W 2250lm	A	Hal-eco E27 105W 2000lm	C	LED E27 16W 1500lm	A+
W	Fluo E27 33W 2250lm	A	Hal-eco E27 105W 2000lm	C	LED E27 16W 1500lm	A+
WH	HQI/CDM E27 70W 6600lm	A+				

SMALLBELL

F	Fluo E27 20W 1160lm	A	Hal-eco E27 105W 2000lm	C	LED E27 16W 1500	A+
C	Fluo E27 20W 1160lm	A	Hal-eco E27 105W 2000lm	C	LED E27 16W 1500lm	A+
CH	HQI/CDM E27 70W 6600lm	A+				
C3	Fluo E27 20W 1160lm	A	Hal-eco E27 105W 2000lm	C	LED E27 16W 1500lm	A+
W	Fluo E27 20W 1160lm	A	Hal-eco E27 105W 2000lm	C	LED E27 16W 1500lm	A+
WH	HQI/CDM E27 70W 6600lm	A+				

MICROBELL

C5	LED GU10 7W	A+
C6	LED GU10 7W	A+
C3	LED GU10 7W	A+
C4	LED GU10 7W	A+









Bull Campus Informatico/Studio Tecnico Associato PLG Milano/Italy



Pura Brace/Cierresse arred. s.r.l./Cabiato/Italy
176
Bell Collection




Bull Campus/Sala Congressi



Host 2013/Cierresse arred. s.r.l./Cabiato/Italy

177
Bell Collection





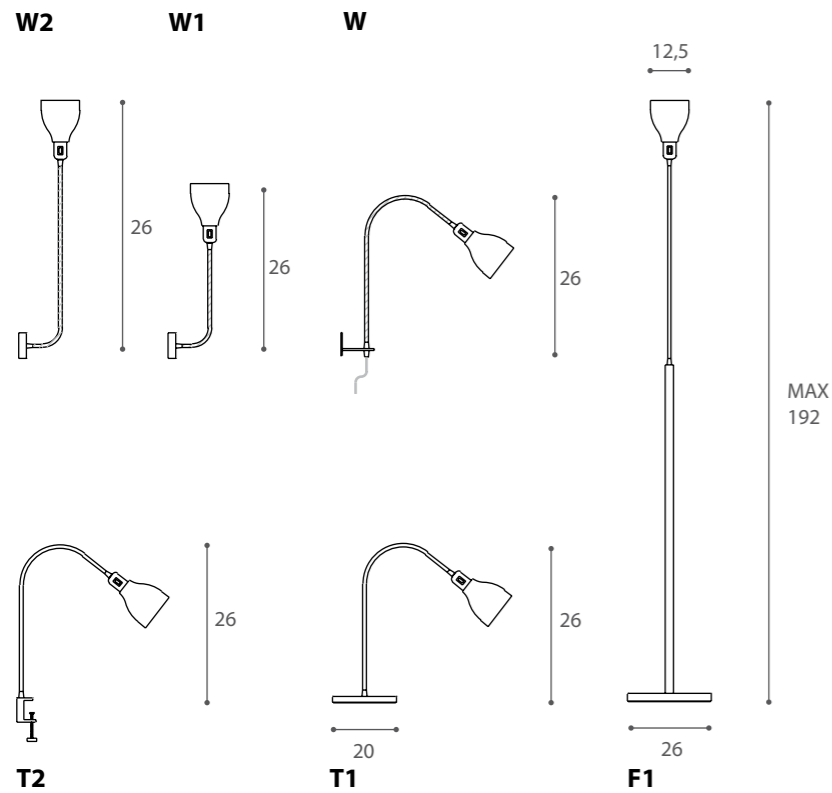
GARDEN

design Theo e Silvia sogni 1996

Garden è un diffusore in alluminio su supporto flessibile, per lampade da terra, tavolo con base o morsetto e parete.
Materiali: diffusori alluminio naturale, colorato blu, rosso, giallo, arancio, nero lucido, bianco lucido e bronzo.
Struttura: alluminio anodizzato opaco.

Garden is an aluminium shade supported by a flexible structure for floor, table lamps (with base or clamps).

Materials: shades in natural aluminium, coloured blue, red, yellow, orange, glossy black, glossy white and bronze.
Structure: anodized aluminium matt.



W	LED E27 16W 1500lm		
W1	LED E27 16W 1500lm		
W2	LED E27 16W 1500lm		
T1	LED E27 16W 1500lm		
T2	LED E27 16W 1500lm		
F1	LED E27 16W 1500lm		





MADAI


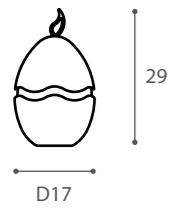
design Baroni/Patrini 1992


Progettata per essere infrangibile, atossica, sicura, compatta, Madai è tecnologica nelle componenti, rassicurante nelle forme. Manipolando il guscio superiore si ottiene una luce personalizzata alla funzione d'uso.

Materiali: policarbonato e Moplen
Colori: bianco, azzurro, rosso, blu, verde.

Projected to be unbreakable, no-toxic, safe Madai is technologic in its components, reassuring in its shapes. Handling the upper shell, the light can be shaped as much as you want.

*Material: polycarbonate, moplen
Colours: white, light-blue, red, blue, green.*



LED E27 9W 900lm 
186
Madai



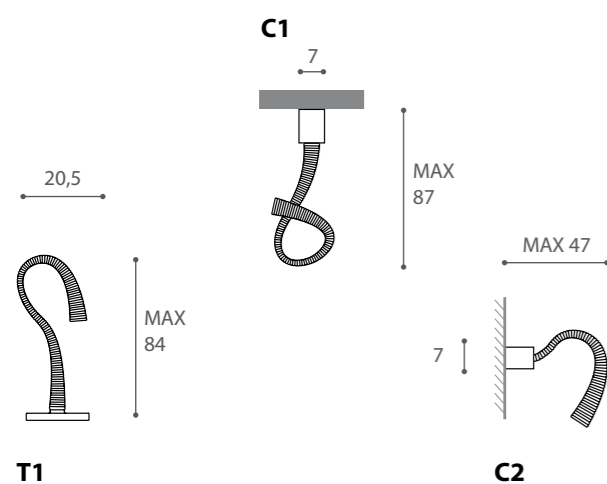
I-LUMEX

design Denis Santachiara 2009

I-lumex è lampada da tavolo con base o morsetto, parete, soffitto: un progetto che intende aprire una nuova stagione di apparecchi luminosi sempre più versatili e multifunzionali: sempre più amichevoli nell'utilizzo. Lampade con cui interagire: sempre più piacevoli e sensoriali; da toccare, da guardare...
Fonte luminosa: led bianco naturale.
Colori: bianco, antracite, rosso, lavanda

*I-lumex (table lamps with base or clamps, wall, ceiling), is a project that would like to introduce a new lighting fixture season, that will be more and more multifunctional: more friendly to use. Lamps to which it is possible to interact: more enjoyable and sensorial; to touch, to see...
Bulb: led natural white.*

- Prima lampada con uscita USB (tavolo)
First lamp with USB out (table version)
- Silicone: luminescente, morbido, tattile
Silicone: luminescent, softly, tactile
- Orientabile e flessibile: facile da utilizzare
Adjustable and flexible: safe to move
- Alta resa luminosa, basso consumo energetico
High power energy, low energy use
- Potenza LED: durata 50.000 ore
Power LED: 50.000 hours last long
- Sicura nel movimento, infrangibile
Easy to move, unbreakable



C1/T1 Materiale: silicone rosso, lavanda./Material: silicone red, lavender.

C2 Materiale: silicone bianco, grafite, rosso, lavanda./Material: silicone white, graphite, red, lavender..

LED 3,5W 700mA bianco caldo/warm white **A+**

Alimentatore/converter: 220V AC/DC





READ

design Theo Sogni 2010

Leggera struttura con fonte luminosa a led, montata su flessibile per ottenere effetti di luce puntuali. Il flessibile consente di indirizzare la luce nel punto desiderato.

Versioni tavolo, morsetto, parete e terra.

Colori: bianco e nero.

Materiali: metallo e policarbonato.

Fonte luminosa: Power led 3W 700mA bianco caldo 3000°K.

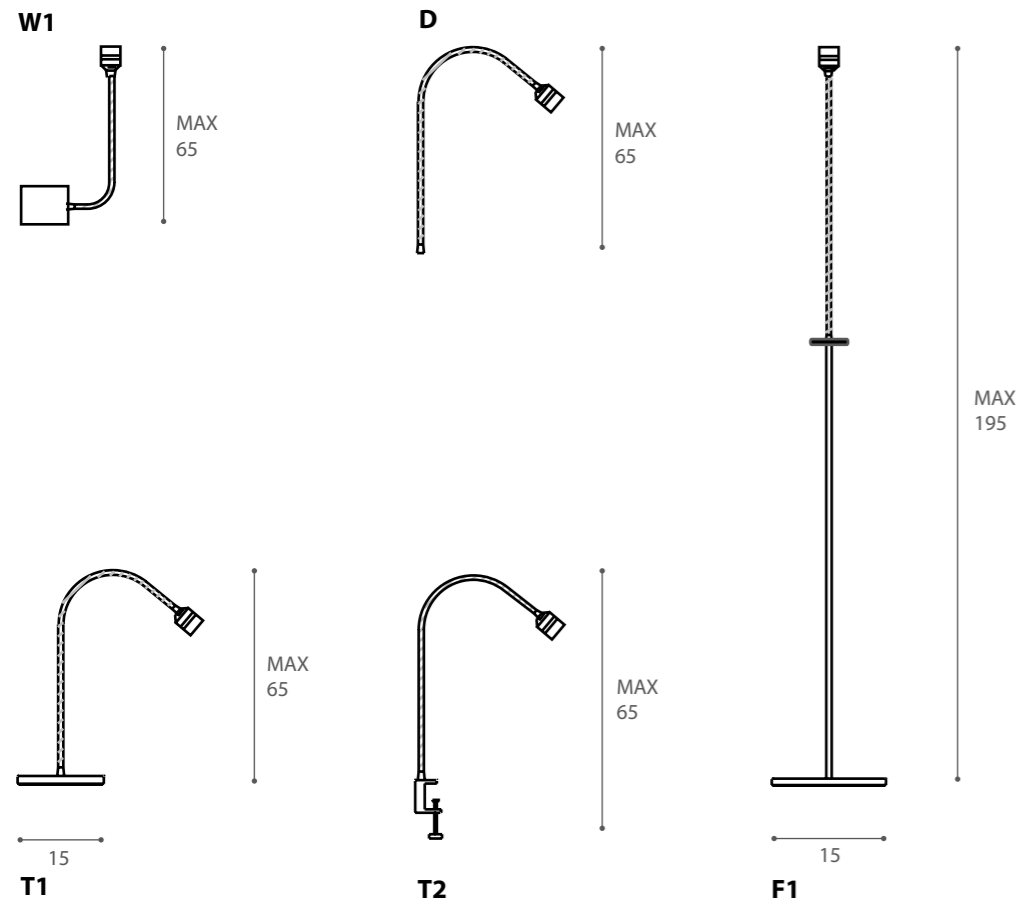
Light structure with light source led, mounted on flexible shaft to obtain accurate lighting effects. The flexible rod allows you to direct the light to the desired point.

Available as table, clamp, wall and floor versions.

Colours: white and black.

Materials: metal and polycarbonate.

Light source: 3W 700mA warm white power led 3000°K.



LED 3W 700mA 3000°K **A+**

192
Read



193
Read



NO-DRIVER


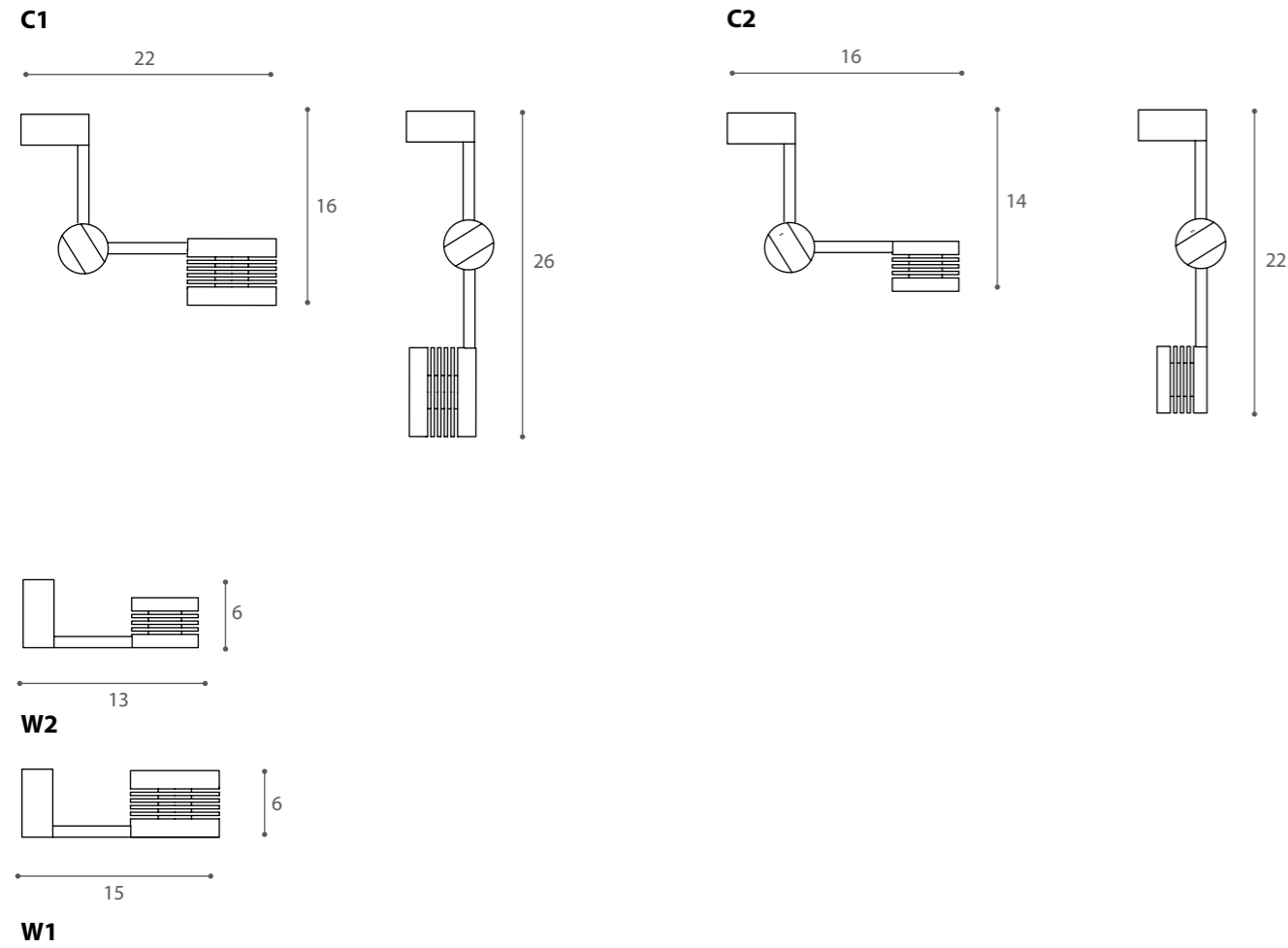
design Theo Sogni 2014

Essenziale e funzionale soluzione per luce diretta e indiretta, disponibile in due dimensioni e potenze. La versione con braccio snodabile consente di orientare la luce nel punto desiderato.

Materiali: alluminio anodizzato nero o alluminio.

Essential and functional solution for direct and indirect light. Two sizes and two powers available. The version with articulated arm allows to orient the light as desired.

Materials: black or aluminum anodized aluminum.



W1/C1 LED 17W 110/230V 1300lm 3000°K

W2/C2 LED 13W 110/230V 1000lm 3000°K

194
No-Driver



195
No-Driver



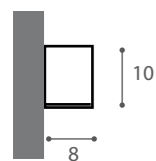
CU-BOX

design Gianfranco Marabese 2016

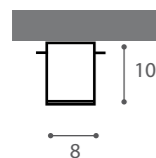
Serie di prodotti realizzati in alluminio verniciato con polveri epossidiche color bronzo. I led posizionati sul fondo del cubo emanano luce senza abbagliamento.


A product's family wich is made in bronze painted aluminium with epoxy powder. The led at the bottom of the cube spreads the light without glaring effect.

W1



C1



W1/C1 LED GU10 110/220V 9W 680Lm 



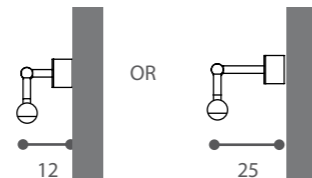
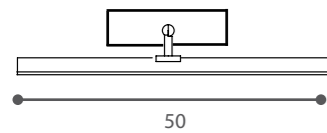
MAKE UP

design Gianfranco Marabese 2016

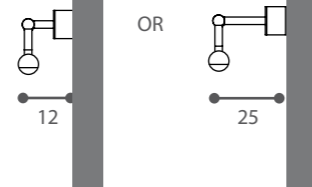
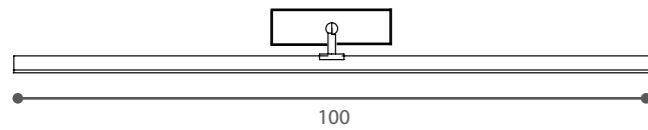
Lampada a parete in estrusione d'alluminio
Diffusore: estrusione in policarbonato opacizzato

Lamp for wall in extruded aluminium.
Diffuser: extruded opaque polycarbonated

W1



W2



W1 LED 15w/12v 1400Lm driver included **A+**

W2 LED 30w/12v 2800Lm driver included **A+**

200
Make up



Hotel Fifty Home/Arch. A. Vaccari
201
Make up

GONDOLA

design Mario Barbaglia 2000

Lampada a parete in pressofusione d'alluminio
Diffusore: pressofusione d'alluminio naturale o
cromato e vetro borosilicato.
Struttura: metallo verniciato alluminio, cromo.

*Lamp for wall in die-casted aluminium.
Diffuser: die-casted aluminium or chromed and
borosilicate glass
Structure: metal aluminium, chrome.*



W1

15



47



10

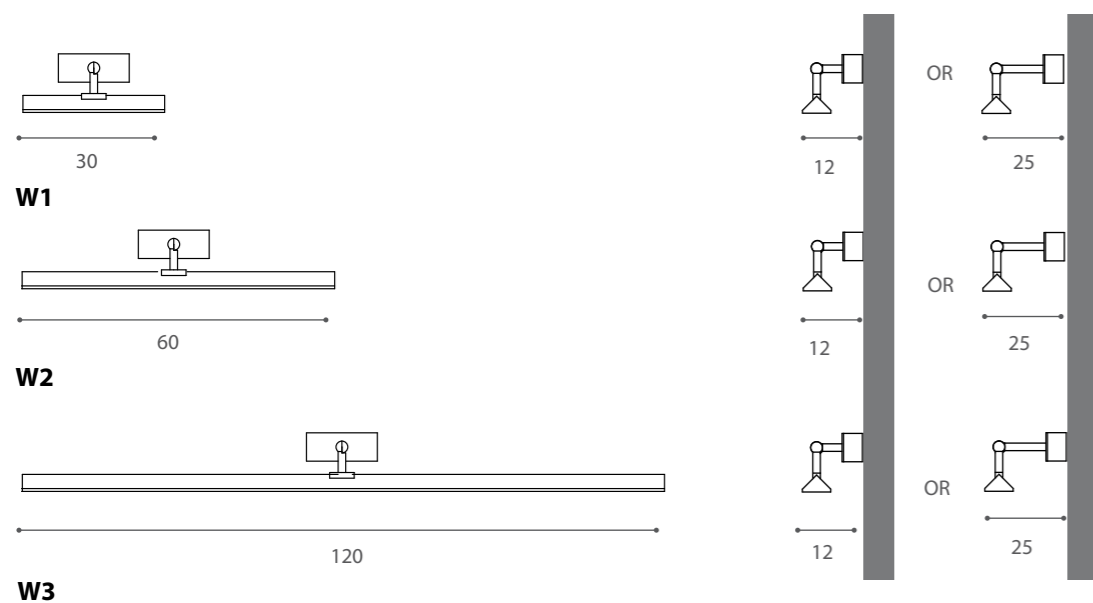
W1 Linear LED R7s 114mm 11W 110/230V 1200Lm **A+** 

LINEA

design Oberon 1994 /R&S Antonangeli 2004

Lampada a parete in tre dimensioni.
Finitura: metallo cromato o nichel satinato.
Fonti luminose: bassa tensione e Led.

Wall lamps in a three different versions.
Finiture: chromed metal or satined nickel.
Bulbs: low tension and Led.



- W1** 2X Hal-eco IRC GY6.35 20W 12V 600lm tot. Driver included
- W2** 4X Hal-eco IRC GY6.35 20W 12V 1000lm tot. Driver included
- W3** 8X Hal-eco IRC GY6.35 20W 12V 2000lm tot. Driver included





Per rispettare il buio.


To respect the dark.

Outdoor

Collections 2016/2017

ANTONANGELI OUTDOOR COLLECTIONS

Tipologia / Typology



Le misure, all'interno del catalogo, sono espresse in centimetri.
All dimensions contained in this catalogue are given in centimetres.

	210 ARCHETTO twist			250 GIUNCO	
	214 ARCHETTO CUSTOM			256 MIAMI OUTDOOR	
	220 ARCHETTO SHAPED			266 RICAMI OUTDOOR	
	226 POLLICINO			268 NOTTAMBULA	
	234 I-SNAP			274 CU-BOX	
	240 TWINLED			280 BALLOON	
	244 TECHNICAL INFORMATIONS			282 PULCINELLA	
	246 LIBERA				

ARCHETTO

Twist

design Gianfranco Marabese 2015

Profilo di luce continua generata da un'estrusione in silicone al cui interno alloggia una strip LED. Archetto Twist consente di realizzare linee curve o rette applicate in superficie o ad incasso.

Lunghezza massima profilo: 500 cm /taglio a misura ogni 5 cm

Strip LED bianco 3000/4000°K 500Lm C.A. al metro per entrambi.

Potenza 9,6W metro/24V/120 led per metro

Profile of continuous light generated by an extrusion of silicone housing a LED strip.

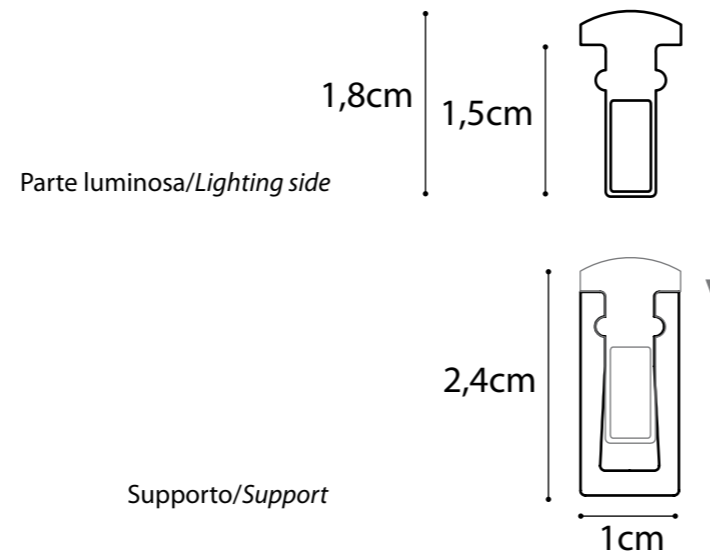
Archetto Twist allows to realize curved or straight lines applied to the surface or recessed.

Maximum length of the profile: 500 cm /cutting to measure every 5 cm

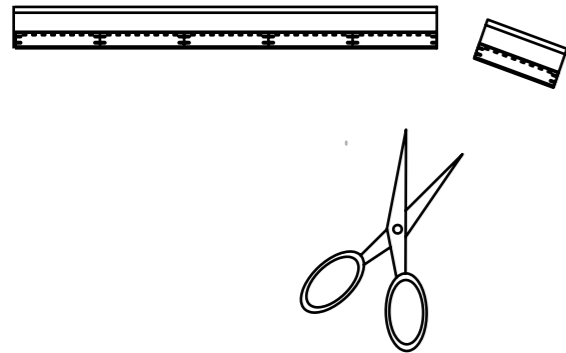
LED strip white 3000/4000°K, 500Lm C.A per meter for each one

Power 9.6W each Meter/24V/120 led per meter

Montaggio/Mounting

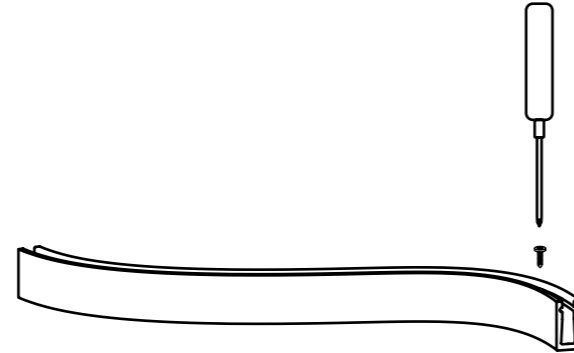


1



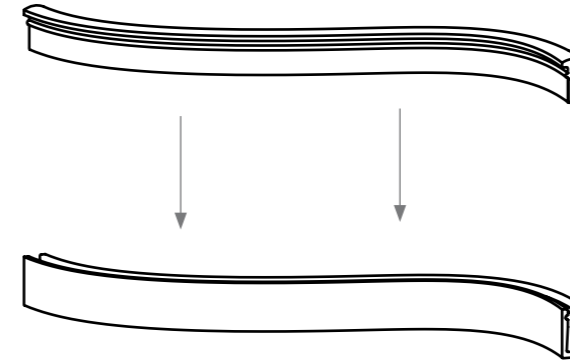
E' possibile tagliare Archetto Twist ogni 5cm/
It's possible to cut Archetto Twist every 5cm

2



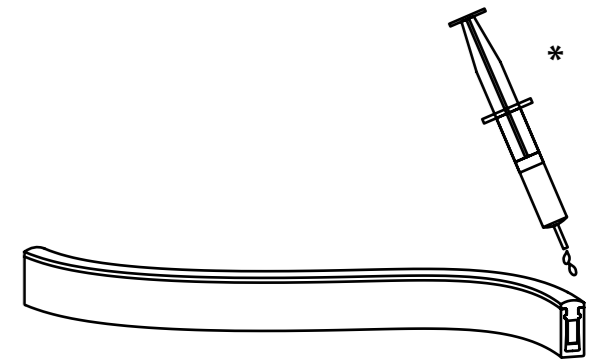
Fissare il supporto alla superficie/
Fix the support on the surface

3



Inserire profilo luminoso sul supporto con leggera pressione/
Insert the lighting side into the support with a light pressure

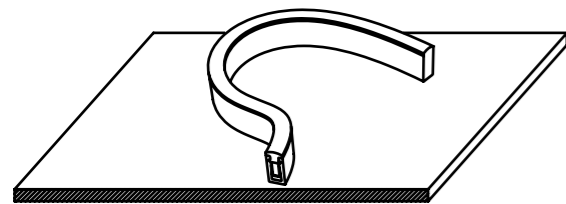
4



Sigillare le estremità con silicone speciale/
Seal the ends with a special silicone glue

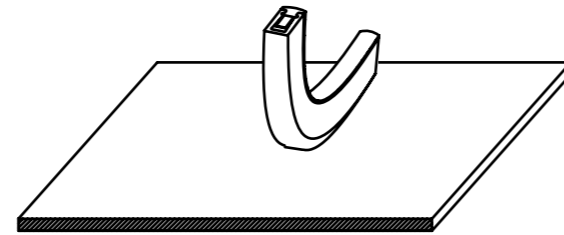
Applicazioni/Applications

YES



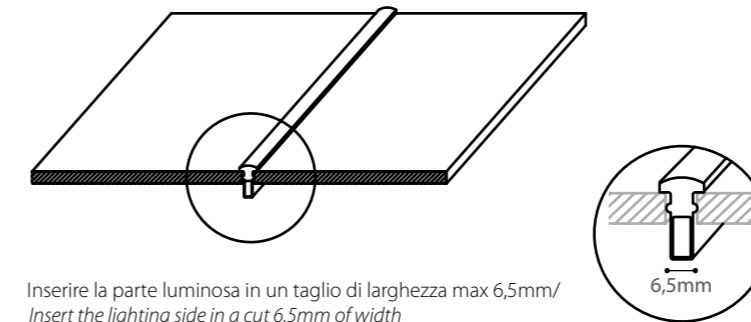
Piegare Archetto Twist tenendolo aderente alla superficie/
Bend Archetto Twist keeping it adherent to the surface

NO



ATTENZIONE: non piegare Archetto Twist nel verso sbagliato/
WARNING: do not bend Archetto Twist over the wrong direction

Applicazione ad incasso/Inlay application



Inserire la parte luminosa in un taglio di larghezza max 6,5mm/
Insert the lighting side in a cut 6,5mm of width

PARTICOLARE/PARTICULAR



Driver

IP67	24v	35w
IP67	24v	75w
IP67	24v	100w
IP67	24v	150w

Controllers

Dimmer radiofrequenza per bianco con telecomando
Radiofrequency dimmer for white with remote control

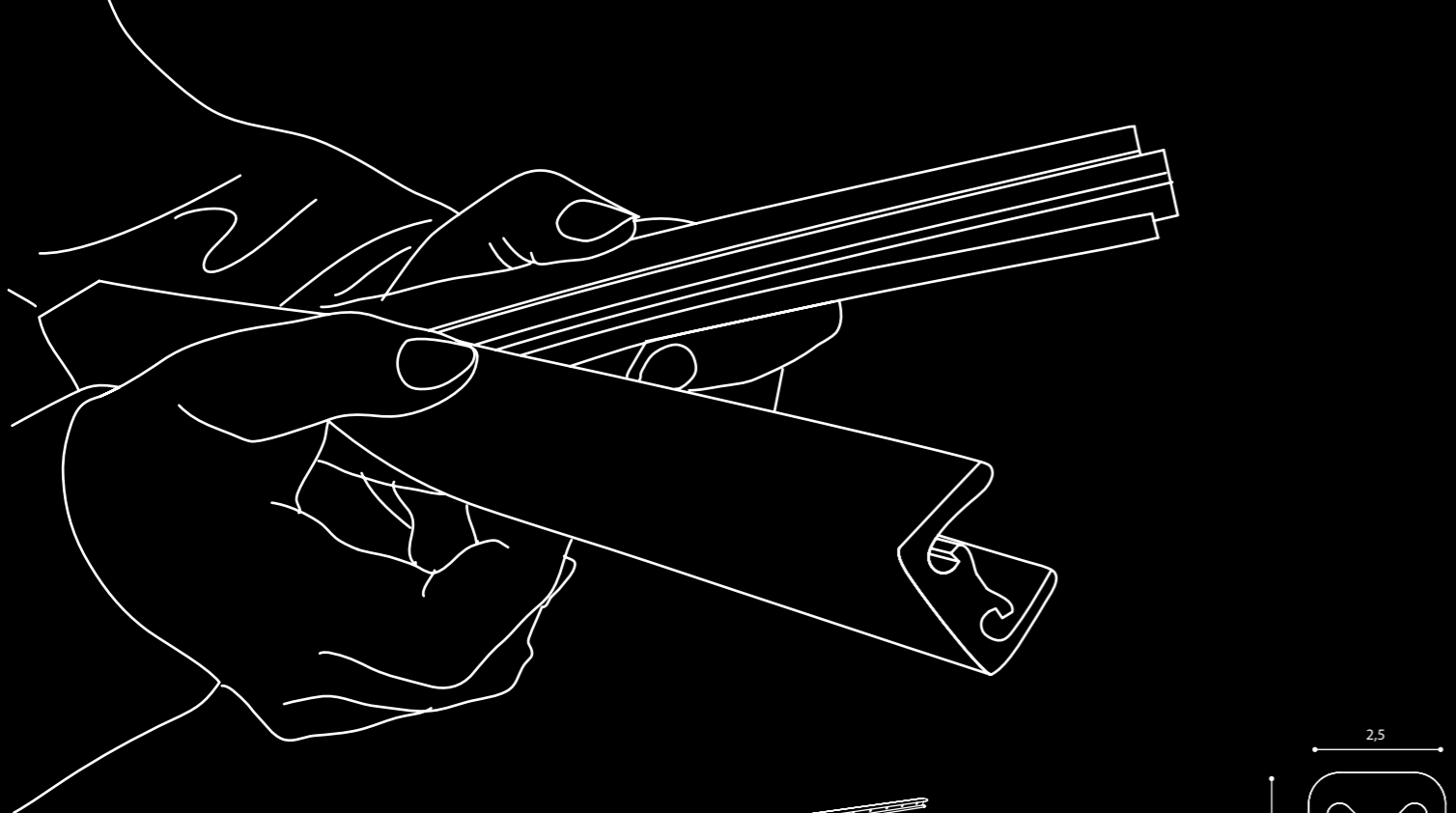
max 190w



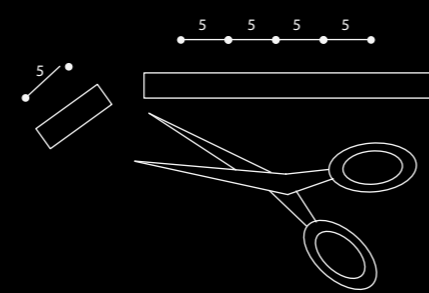
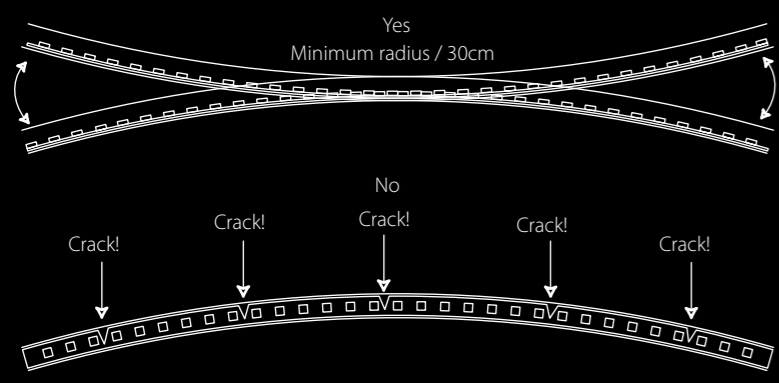
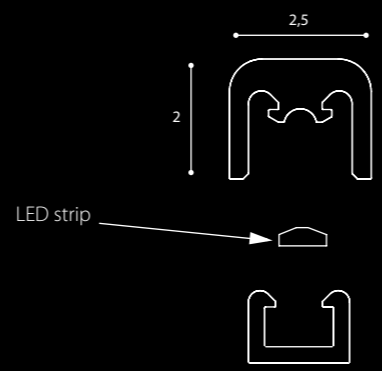
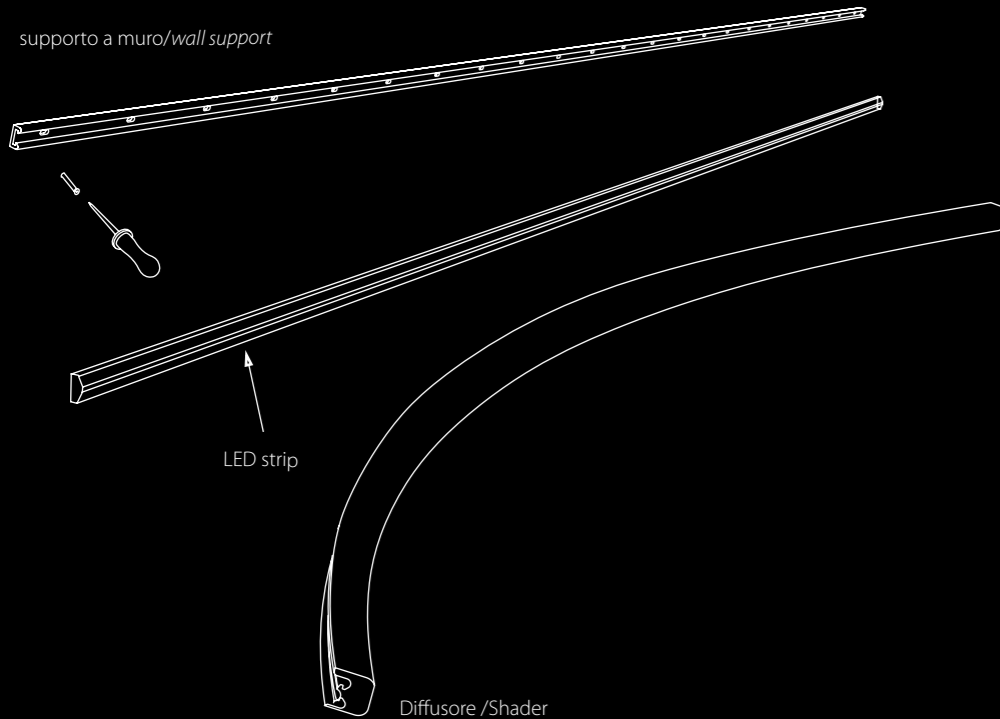
* Con utilizzo di silicone speciale sulle estremità

IP65





supporto a muro/wall support



ARCHETTO

Custom

design Theo Sogni 2012

Archetto Custom consente di ottenere soluzioni sartoriali di luce: linee di lunghezza variabile fino a 5 metri, particolarmente appropriate nella sottolineatura e nell'illuminazione, mai invasiva, di facciate, vetrine, percorsi di luce, installazioni.
 Alimentazione: 24v.
 Led bianco: 3000/4000°k, 120 led/mt, 500Lm/mt, 10W mt.
 RGB: 120 led/mt, 20w/mt.
 Sistemi di controllo: radio / infrarossi / DMX.
 A partire da 100 cm si possono richiedere multipli di 5cm. I pezzi sono forniti a misura con cavo di alimentazione lungo 100cm in neoprene. Isolamento/protezione all'acqua IP67.
 L min. 100cm - max. 500 cm

Archetto Custom allows to obtain lines of light with extensions dimensional variables up to 5 meters: tailoring solutions particularly appropriate in emphasis and lighting, facades, windows, light paths and installations.

Power: 24v
 White led: 4000°k, 120 led/mt, 500Lm/mt, 10w/mt
 RGB: 120 led/mt, 20w/mt
 Control's system: radio / infrared / DMX.
 From 100 cm you can ask multiple of 5 cm. The pieces are provided with suitable power cord 100 cm long neoprene. IP67 Waterproof.
 Minimum length 100 cm - max 500 cm

Archetto è un modello depositato
 Archetto is a trademark

Drivers

IP67	24v	35w
IP67	24v	60w
IP67	24v	100w
IP67	24v	150w
IP67	24v	240w

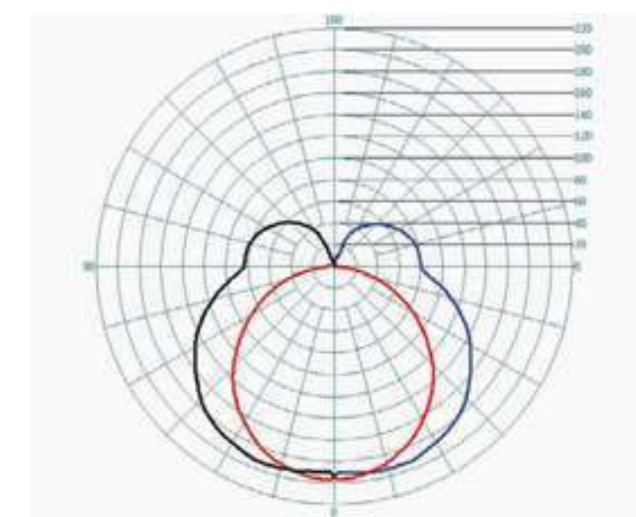
Controllers

Controller radiofrequenza per RGB con telecomando Radiofrequency controller for RGB with remote control	max280w
Dimmer radiofrequenza per bianco con telecomando Radiofrequency dimmer for white with remote control	max190w

Kit single lamp max 60W power (max 6mt white - max 3mt RGB)

IP66	White
IP66	White Dimmer
IP66	RGB Controller

Curva fotometrica
 Photometric curve





ARCHETTO

Custom


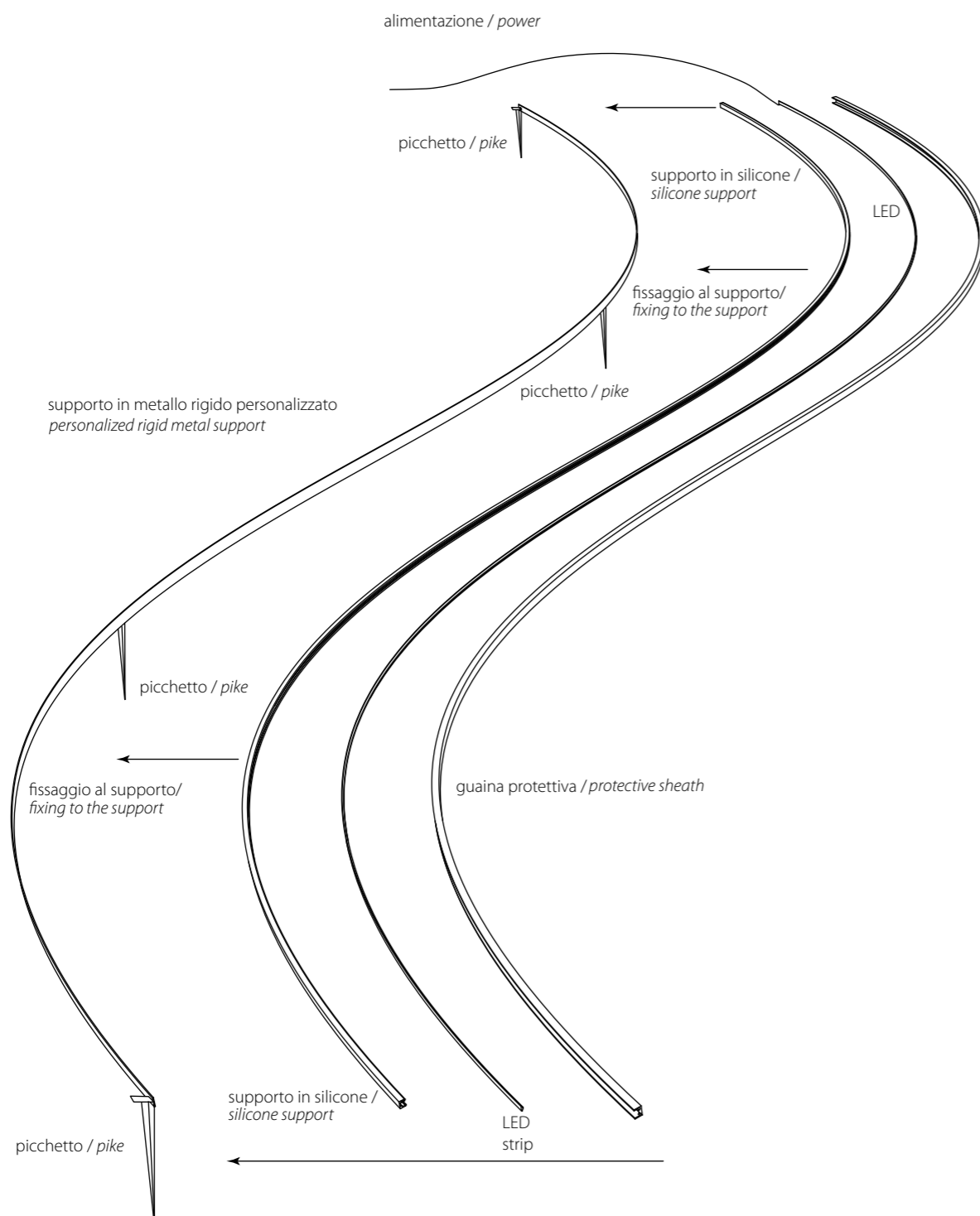
design Theo Sogni 2013

Il profilo di Archetto Custom può essere liberamente applicato su supporti disegnati e progettati per inediti percorsi di luce.

The Archetto Custom profile can be applied freely on supports designed and engineered for unusual paths of light.

Archetto è un modello depositato
Archetto is a trademark

Esempio di soluzione Custom / Example of Custom's solution



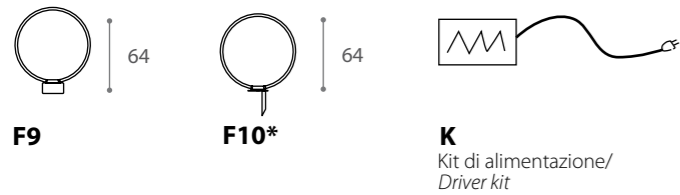
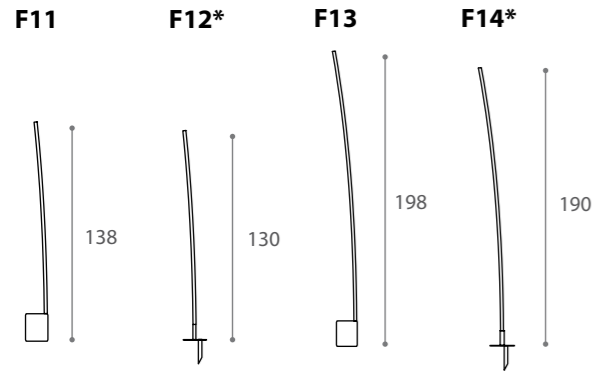
ARCHETTO

Shaped

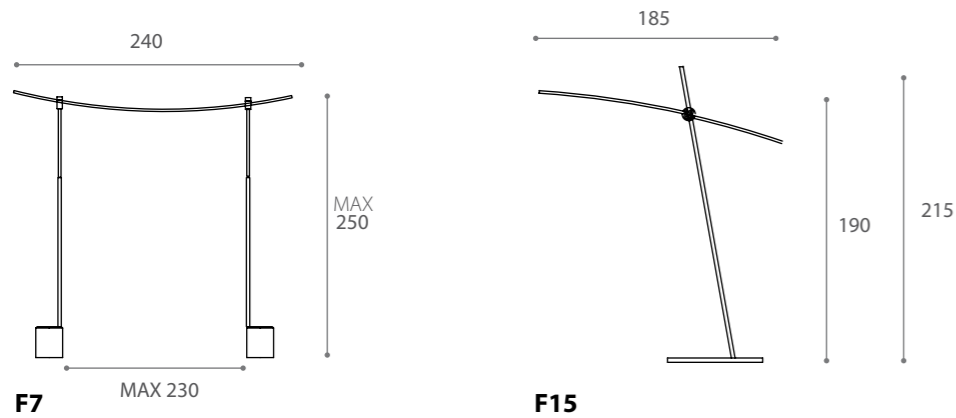
design Theo Sogni 2013/2014

Con Archetto Shaped il silicone 'luminoso' diventa protagonista di sculture leggere: poetici oggetti di luce per molteplici soluzioni da terra con base e a picchetto.
 Basi in cemento o pietra lavica.
 Steli in alluminio anodizzato.
 Alimentazione: 24v
 Led bianco: 4000°k, 28w/mt, 240 led/mt, 1030Lm/mt
 RGB: 120 Led/mt, 20w/mt.
 Sistemi di controllo: radio / infrarossi / DMX.
 Driver remoto

Also by the outdoor version, the thin line of light develops through proposal represented by classical geometric shapes, icons that emphasize cleaning and lightness of the lighting design.
 The silicone "bright" protagonist of light sculptures, which are enriched by the metal, stone or cement, involved with cleaning and formal rigor to generate poetic objects of light – for multiple floor solutions with base and with the picket.
 Concrete or lava stone bases.
 Chrome anodized aluminium rods. Power: 24v.
 White led: 4000°k, 28w/mt, 240 led/mt, 1030Lm/mt.
 RGB: 120 Led/mt 20w/mt.
 Control's systems: radio / infrared / DMX.
 Remote driver



K
Kit di alimentazione/
Driver kit





Tutti i modelli sono forniti senza alimentatori, i quali possono essere forniti su richiesta/
 All the models are furnished without driver. They can be furnished at request.

F7 white	70W	2470Lm	F7 RGB	48W	F15 Materiale per la base/ Base's material  Lava
F9 white	50W	1800Lm	F9 RGB	35W	
F10 white	50W	1800Lm	F10 RGB	35W	
F11 white	34W	1185Lm	F11 RGB	23W	
F12 white	34W	1185Lm	F12 RGB	23W	
F13 white	50W	1800Lm	F13 RGB	35W	
F14 white	50W	1800Lm	F14 RGB	35W	
F15 white	50W	1800Lm	F15 RGB	35W	

*Picchetto asportabile / Picket removable from the plate









Per ritrovare il cammino.
To find the path.

POLLICINO

design Giordana Arcesilai 2007

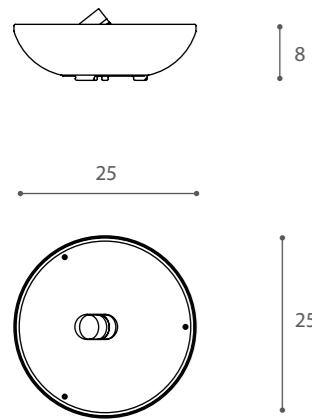
POLLICINO

design Giordana Arcesilai 2007

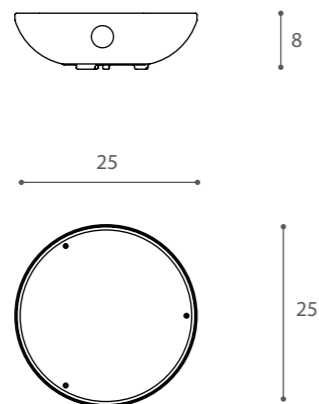
Pollicino nasce come segna-passo e luce d'accento orientabile per evidenziare alberi, sculture, architetture. Non deve essere incassato nel terreno, solo appoggiato e utilizzato singolarmente o collegato in sequenza, in modo facile e sicuro. L'installazione non fissa consente di variare l'illuminazione a seconda delle necessità. Può essere impiegato anche in interno, come luce di cortesia per la notte o di accento per le piante domestiche.
Struttura: fusione in alluminio naturale o verniciato bronzo, chiusura superiore in metacrilato bianco.
Spot a doppio Led bianco/bianco, blu/blu, bianco/blu, bianco/ambra, ambra/ambra.





*Pollicino borns to be used as steps' sign and as swinging lamp to emphasize trees, sculptures, architectures. You have only to put it on the floor without setting it and can be use singularly or joined in sequence in a easy and safe way. The movable installation permits to change the lighting as per your needs.
Can be used also on the inside as courtesy light by night or as lighting accent by the indoor plants.
Structure: natural aluminium fusion or bronze painted, upper cover shade in white metacrylic. Double LED white/white, blue/blue, white/blue, white/ambre, ambre/ambre.*

F1/F2



F3/F4



- F1** 2 LED 350mA 1W cad.  Vedere collegamenti e alimentatori pag. 244/ links and converters on page 244
F2 2 LED 350mA 1W cad.  Vedere collegamenti e alimentatori pag. 244/ links and converters on page 244
F3 2 LED 350mA 1W cad.  Vedere collegamenti e alimentatori pag. 244/ links and converters on page 244
F4 2 LED 350mA 1W cad.  Vedere collegamenti e alimentatori pag. 244/ links and converters on page 244

228
Pollicino



229
Pollicino





I-SNAP

industrializzazione Davide Cavalli 2007

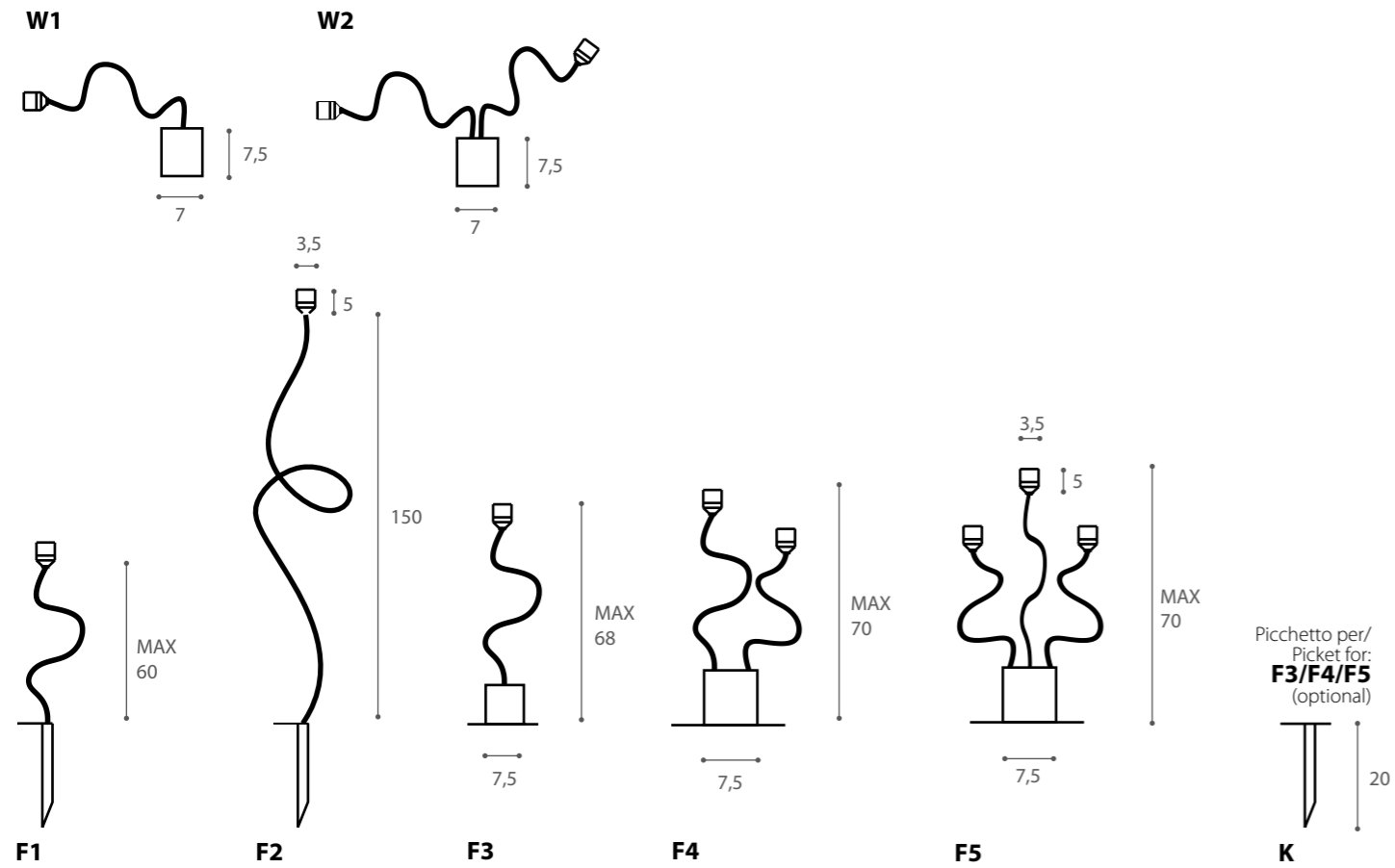
Leggera lampada costituita da una fonte luminosa a LED e da una asta in rame duttile che permette di direzionare la luce ed ottenere gli effetti luminosi desiderati.

Utilizzabile singolarmente o in aggregato per esilità visiva e dimensioni della fonte luminosa, è una illuminazione ideale per piante in vaso o cespugli. Il rame non trattato e duttile, consente nel tempo un'integrazione formale e visiva con i rami delle piante e una ancor più compatibilità della fonte luminosa con il paesaggio.

Struttura: asta in rame duttile a picchetto alta 60 e 150 cm; le versioni da parete e sospensione sono disponibili cromo satinato o rame con attacchi bronzo.
LED bianco, blu o ambra.

Light lamp powered by LED and formed by a copper adjustable rod that permits to direct the light as you want creating the desired lighting effects. To be used singularly or together with other elements. Its slighness and its bulb's dimensions permit to use and to camouflage it into flower pots or into bushes. The copper is not processed and permits with the passing of time to camouflage it through the tree's branches permitting a perfect fitting of the light source inside the landscape.

*Structure: copper ductile picket rod to 60 and 150 cm. height.; wool and suspension versions are available satined crome or copper with bronzed hook.
LED available in white, blue or ambre.*



F3/F4/F5/W1/W2 Alimentatore incorporato IP67/ Inside converter 3W 700mA cad.

F1/F2 Alimentatore non incluso/ Converter not included
Vedere collegamenti e alimentatori pag. 244/ links and converters on page 244

Per le versioni in colore ambra corrente max/for amber version current max 350mA

LED 3W 700mA **A+**



234
I-Snap



235
I-Snap







TWINLED

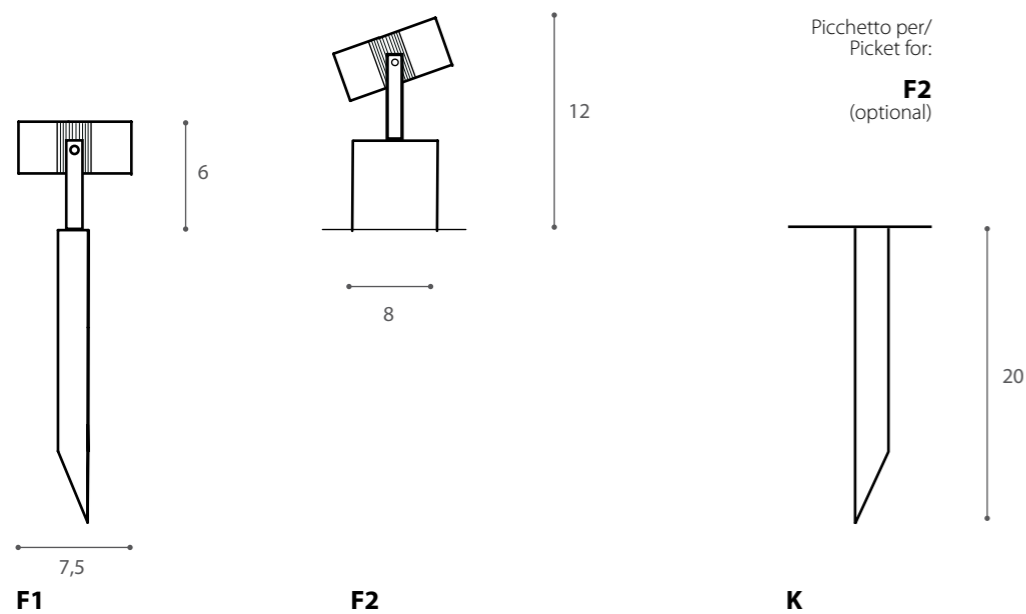
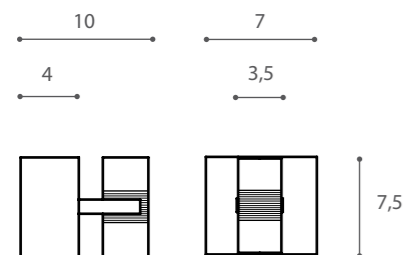
R&S Antonangeli 2008

Con Twin-led doppie emissioni di luce, orientabili, consentono di ottenere due coni luminosi contrapposti per luci d'accento e segnalazione percorsi.
Struttura: picchetto zincato. Parete cromosatinata o bronzo, spot a doppio LED bianco/bianco, blu/blu, bianco/blu, bianco/ambra, ambra/ambra.

With Twin-led the double adjustable light's emissions permit to obtain to opposite light's cones for lighthing accents and steps' signs.

Structure: galvanized picket. Wall satined chrome or bronze spot double LED white/white, blue/blue, white/blue, white/ambre, ambre/ambre.

W1



W1 Alimentatore incorporato IP67/ Inside converter 350mA 2LED 1W cad

F2 Alimentatore incorporato IP67/ Inside converter 350mA 2LED 1W cad

F1 Alimentatore non incluso/ converter not included
Processo di connessione-Sistema di alimentazione, vedere pag244/
Connecting process-Converter System Joining, see page 244

2 LED **A+**

240
Twinled



241
Twinled



POLLICINO/I-SNAP/TWINLED


Sistema di alimentazione e processo di connessione

Converter system joining and Connecting process

PROCESSO DI CONNESSIONE A PULSANTE MORSETTO RAPIDO CONNECTING PROCESS WITH BUTTON CONNECTING TERMINAL



Prendere il pulsante di connessione in dotazione.
Take the connection bottom given as equipment.



Infilare i cavi senza spelarli a filo del suo contenitore.
Insert the wires without stripping them.



Accertarsi che siano infilati fino in fondo.
Be sure that the wires are inserted till the end.



Con una pinza premere il pulsante arancione.
Using a tool to push the bottom till the connector's blade.



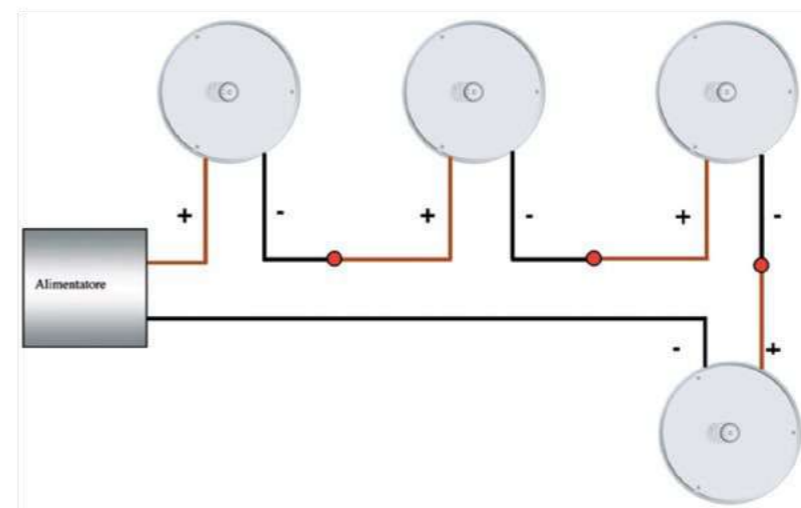
Dal foro uscirà un gel trasparente che preserverà la connessione dall'umidità.
From the insertion's hole come out a transparent gel that will protect the electrical connection from the umidity.



A questo punto la connessione è riuscita.
The connection is succeeded.

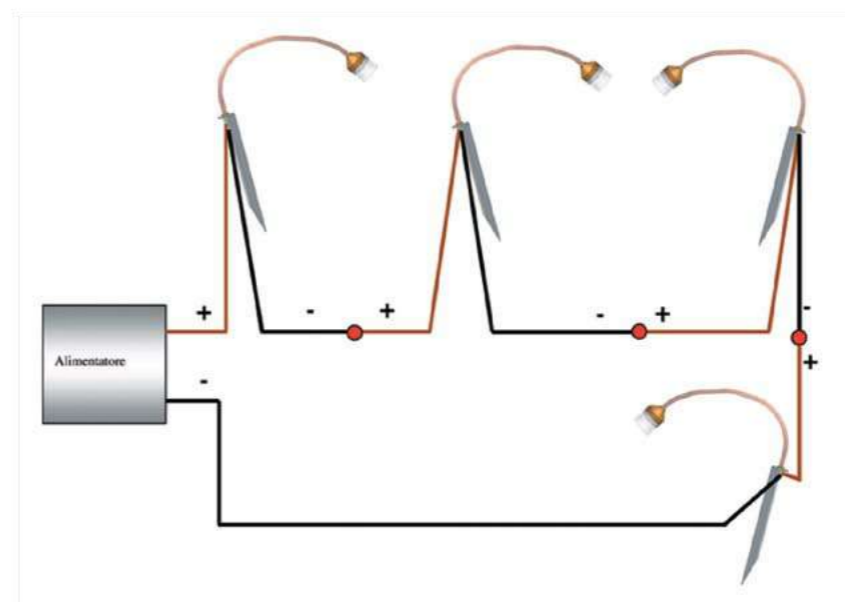
SISTEMA DI ALIMENTAZIONE IN AGGREGATO DI PIÙ CORPI ILLUMINANTI CONVERTER SYSTEM JOINING SEVERAL LIGHTING ELEMENTS

- Punto di connessione elettrica con morsetto rapido a pulsante
- Electrical connecting point with button connecting terminal



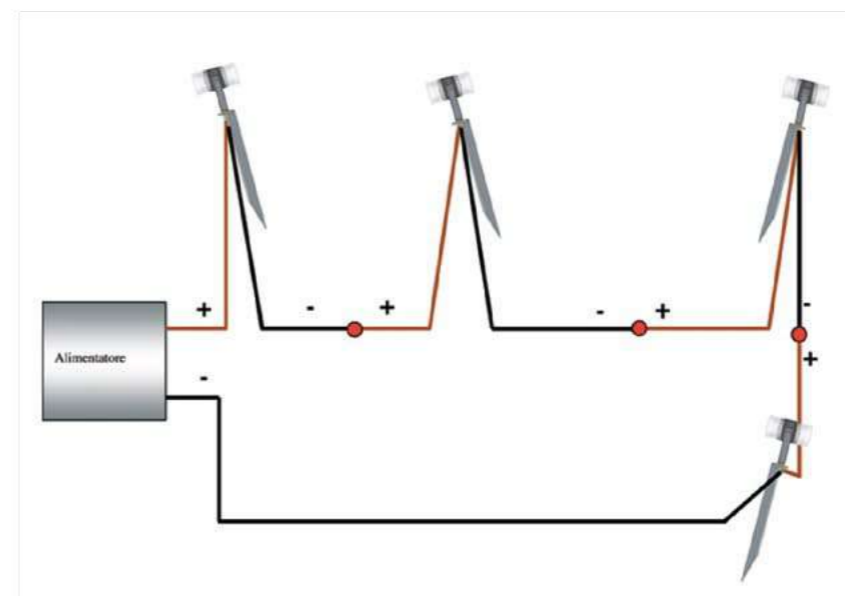
POLLICINO

- AL1 alimentatore a spina x 1 lampada 500mA 2LED 2W cad
- AL1 plug converter x 1 lamp 500mA 2LED 2W cad
- AL2 alimentatore x max 4 lampade 500mA 8LED 2W cad
- AL2 converter x max 4 lamps 500mA 8LED 2W cad
- AL3 alimentatore IP67 x max 2 lampade 350mA 4LED 1W cad
- AL3 converter IP67 x max 2 lamps 350mA 4LED 1W cad
- AL4 alimentatore IP67 x max 4 lampade 350mA 8LED 1W cad
- AL4 converter IP67 x max 4 lamps 350mA 8LED 1W cad
- AL5 alimentatore IP67 a doppia linea x max 12 lampade (6 per linea) 350mA 24LED 1W cad
- AL5 converter IP67 double line x max 12 lamps (6 for line) 350mA 24LED 1W cad



I-SNAP: F1/F2/C2/C3

- AL1 alimentatore a spina x 3 lampade 500mA 3LED 2W cad
- AL1 plug converter x 3 lamp 500mA 3LED 2W cad
- AL2 alimentatore x min 3 max 8 lampade 500mA 8LED 2W cad
- AL2 converter x min 3 max 8 lamps 500mA 8LED 2W cad
- AL6 alimentatore IP67 x max 2 lampade 700mA 2LED 3W cad
- AL6 converter IP67 x max 2 lamps 700mA 2LED 3W cad
- AL7 alimentatore IP67 x max 4 lampade 700mA 4LED 3W cad
- AL7 converter IP67 x max 4 lamps 700mA 4LED 3W cad
- AL5 alimentatore IP67 x min 8 max 12 lampade 700mA 12LED 3W cad
- AL5 converter IP67 x min 8 max 12 lamps 700mA 12LED 3W cad



TWIN-LED: F1 picchetto/picket

- AL1 alimentatore a spina x 1 lampada 500mA 2LED 2W cad
- AL1 plug converter x 1 lamp 500mA 2LED 2W cad
- AL2 alimentatore x max 4 lampade 500mA 8LED 2W cad
- AL2 converter x max 4 lamps 500mA 8LED 2W cad
- AL3 alimentatore IP67 x max 2 lampade 350mA 4LED 1W cad
- AL3 converter IP67 x max 2 lamps 350mA 4LED 1W cad
- AL4 alimentatore IP67 x max 4 lampade 350mA 8LED 1W cad
- AL4 converter IP67 x max 4 lamps 350mA 8LED 1W cad
- AL5 alimentatore IP67 a doppia linea x max 12 lampade (6 per linea) 350mA 24LED 1W cad
- AL5 converter IP67 double line x max 12 lamps (6 for line) 350mA 24LED 1W cad

LIBERA

design Gianfranco Marabese 2016

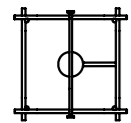
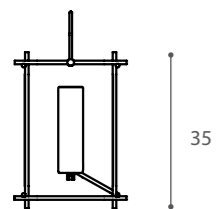
Libera outdoor, in tre dimensioni. Luce aerea, sospesa all'interno di sottile perimetro in metallo.

Struttura: bianco, bronzo.
Fonte luminosa: LED 110/230V

Outdoor's Libera, in three dimensions. A suspended light into a thin metal frame.

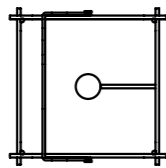
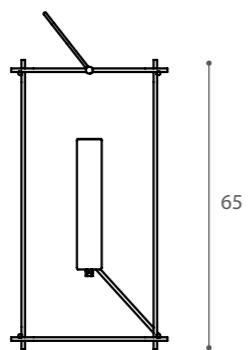
*Structure: white, bronze.
Light bulb: LED 110/230V.*

F1



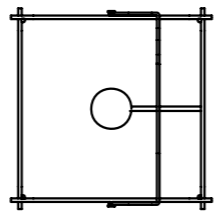
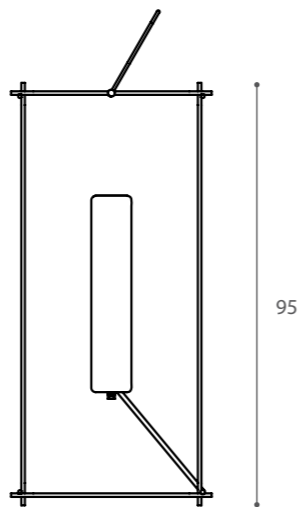
25

F2



35

F3





45

F1 LED E14 6W 470lm

F2 LED E14 6W 470lm

F3 LED E27 16W 1500lm

246
Libera



Porto piccolo/Trieste/Italy
247
Libera



Terrazza Santambrogio/Milan/Arch. E. Arosio
248
Libera



249
Libera

Ispirato dalla natura per confondersi nella natura.

Inspired by nature to blend into nature.

GIUNCO

design Albera-Monti 2016

GIUNCO

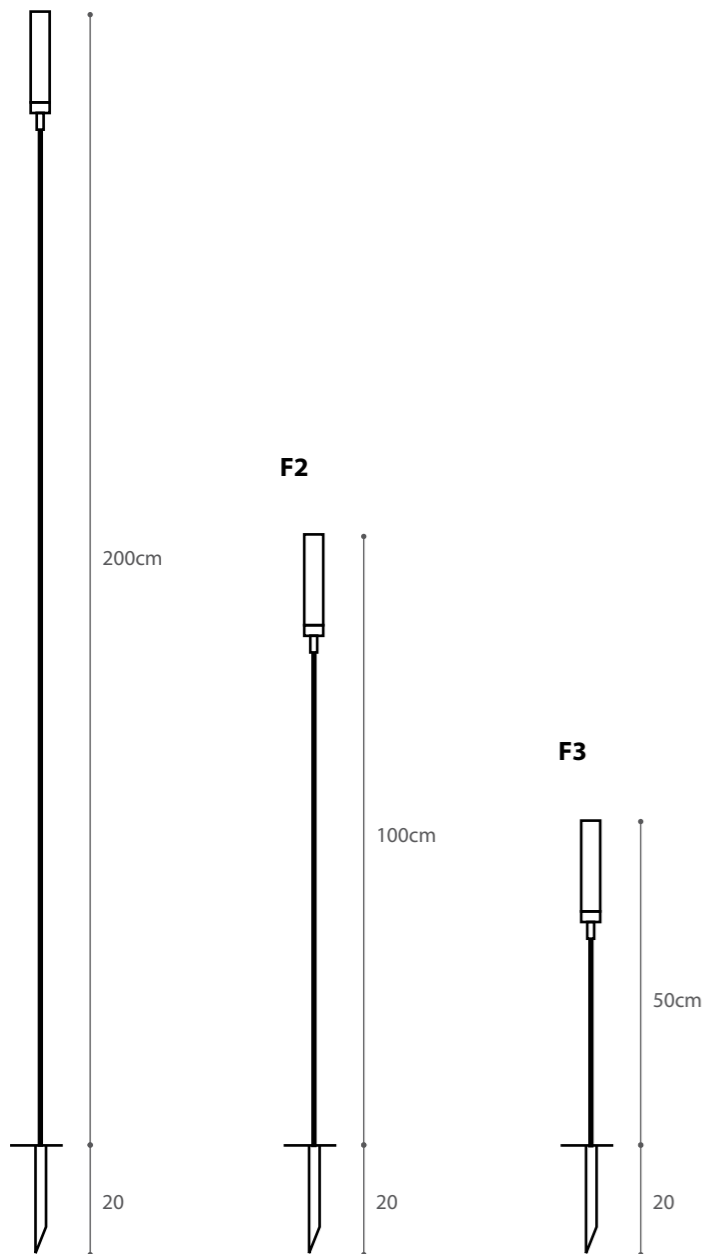
design Albero-Monti 2016

Sottili canne di rame naturale sostengono il diffusore in vetro satinato.

Giunco si inserisce nella vegetazione con discrezione, emanando luce d'atmosfera che evoca piccole lanterne.


Thin natural copper straws keep the satined glass shades. Giunco stands beneath the nature with discretion, spreading mood's light that reminds to a little lanterns.

F1



F1 LED G9 110/230 4W 280lm 3000°K **A+**
F2 LED G9 110/230 4W 280lm 3000°K **A+**
F3 LED G9 110/230 4W 280lm 3000°K **A+**

252
Giunco





MIAMI

design Giordana Arcesilai 2007

Miami porta all'esterno l'atmosfera della luce degli interni: è un paralume che diffonde una luce calda e accogliente. Il disegno essenziale della struttura, esalta il diffusore in vetroresina bianco naturale, pensato e prodotto per essere resistente alle intemperie e agli sbalzi di calore.

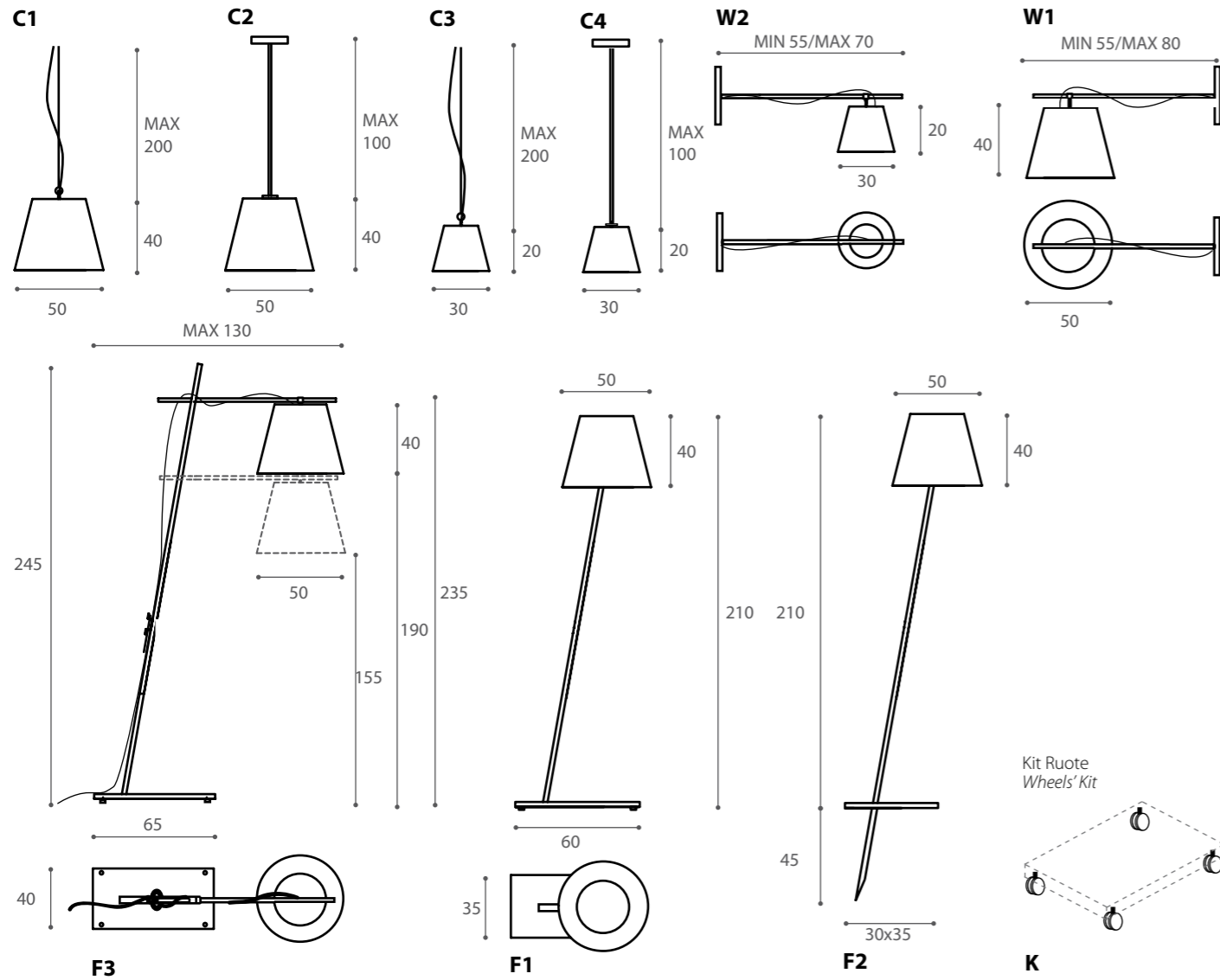
Miami è disponibile da terra, su ruote, fissa, a picchetto, a sospensione con un semplice e comodo gancio di fissaggio, a parete.

Struttura acciaio satinato, base in pietra
Diffusore: vetroresina bianco caldo, diametro 30 cm o 50 cm.


Miami is a project that born from the will to propose to the public an outdoor lighting fixture of a big dimensions to bright outside the atmosphere of the indoor lighting. Decisive is the choice of the lamp shade as light shade. The essential and linear structure's drawing emphasise the white resin glass shade, planed and produced to be waterproof. shade. Miami is available as floor version, on a picket structure or on a stone base with wheels and also without wheels, as suspension lamp with a simple fixing hook, and wall.

Satinated inox structure, stone base

Shade: resin glass warm white with a diameter to 30 cm or 50 cm.



Materiali per la base/
Base's materials



LED E27 16W 1500lm 110/220V

256
Miami



Villa Bassanese/Monticello/Vicenza/Italy

257
Miami









RICAMI

TAVOLINI OUTDOOR

design Theo e Silvia Sogni 2009

Pizzo Valenciennes bianco, accoppiato a fibra di vetro, oppure fibra di vetro bianco caldo per due tavolini con struttura su ruote che offrono una luce calda, diffusa e soffusa.

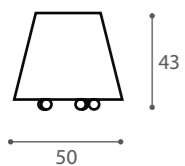
L'alta resistenza agli urti, agli agenti atmosferici e la facilità di pulizia e di spostamento, ne permettono un utilizzo universale: terrazze, giardini domestici e pubblici.

Materiale: fibra di vetro bianco caldo, fibra di vetro trasparente accoppiata con pizzo Valenciennes bianco /
Struttura: metallo verniciato bianco, ruote.

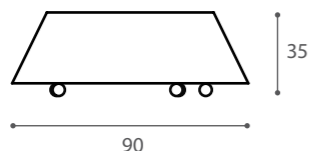
Valenciennes white lace joined with fiberglass, or warm white fiberglass for two tables with structure on wheels that offer a warm diffuse and suffused light. The high resistance to crashes, to the weather-beaten, easy to clean and to move permits an universal use: for terraces, private and public gardens.

Material: transparent fiberglass joined with white Valenciennes lace or warm white fiberglass.

Structure: white painted metal, wheels.



F5



F6


LED G9 5W 110/230V **A+**

266

Ricami Outdoor



267
Ricami Outdoor



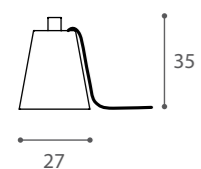
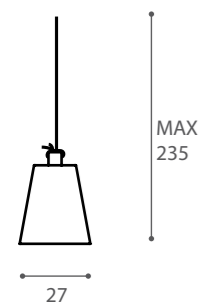
NOTTAMBULA

design Theo e Silvia Sogni 2009

Nottambula porta negli spazi esterni atmosfere intime: un abito sorprendente fatto di trasparenze e di preziosità del tessuto. Pizzo Valenciennne bianco accoppiato a fibra di vetro, oppure vetroresina bianco caldo, per una lanterna da terra, tavolo, parete, sospensione. L'alta resistenza agli urti, agli agenti atmosferici e la facilità di pulizia ne permettono un utilizzo universale. Materiale: fibra di vetro trasparente accoppiata con pizzo Valenciennne bianco, oppure vetroresina bianco caldo. Struttura: rame naturale non trattato. Base in pietra lavica

Nottambula takes outside private atmospheres: a surprising dress code made of transparencies and of fabric's preciousity. White Valenciennne lace joined with fiberglass, or warm white fiberglass, for a floor, table, wall and suspension lantern. The high resistance to crashes and to the weather-beaten and the easy cleaning permit an universal use. Material: transparent fiberglass joined with white Valenciennne lace, or warm white fiberglass. Structure: natural copper not treated. Base in Lava stone

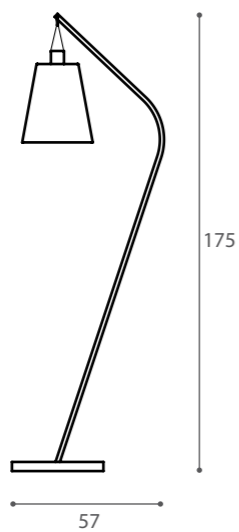
C1




T1



F1



Materiale per la base/
Base's material



Lava

LED E27 16W 1500lm

268
Nottambula





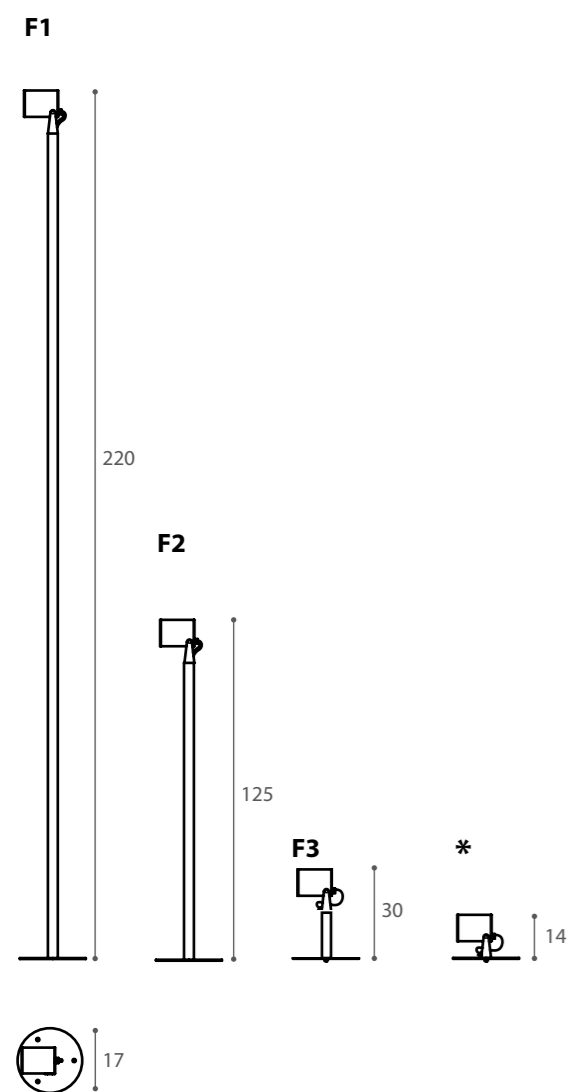
CU-BOX

design Gianfranco Marabese 2016

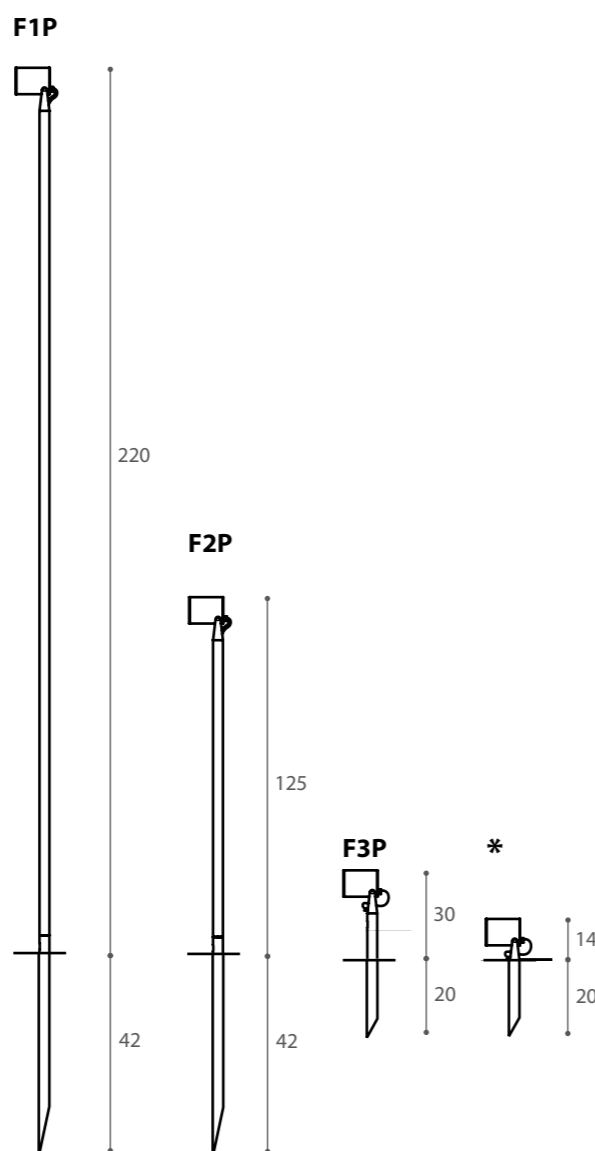
Serie di prodotti realizzati in alluminio verniciato con polveri epossidiche color bronzo. I led posizionati sul fondo del cubo emanano luce senza abbagliamento.

A product's family wich is made in bronze painted aluminium with epoxy powder. The led at the bottom of the cube spreads the light without glaring effect.

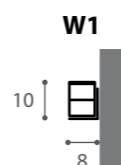
Fissaggio con base/
Base fixed lamp



Fissaggio con picchetto/
Pike fixed lamp



Fissaggio a muro
Wall fixed lamp



F1/F1P/F2/F2P/F3/F3P

LED 12W 350mA 3000°K 1500lm **A+** Alimentatore non incluso / Driver not included

◁ 20° ▷ 40°

W1

LED 12W 350mA 3000°K 1500lm **A+** Alimentatore incluso / Driver included

◁ 20° ▷ 40°

*** F3/F3P**

Luce radente asportando il distanziale / Raking light effect removing the spacer

274
Cu-box



Fifty House Hotel/Milan/Arch. E. Bortolotti
275
Cu-box





BALLOON

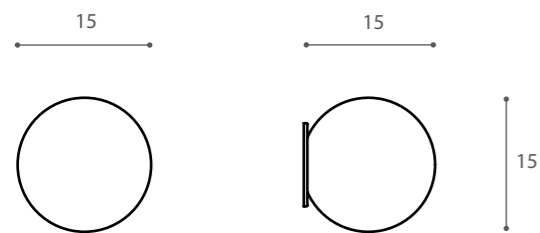
design Giordana Arcesilai 2009


Una magica bolla che si illumina e nello stesso tempo produce luce funzionale in radenza con la parete.

Il silicone si rivela un materiale eccezionale per l'impiego in esterni: ha una grande resistenza agli agenti atmosferici e mantiene le proprie caratteristiche da -70°C a +200°C.

Materiale: silicone bianco; 2LED (alimentatore incluso) IP65. Colori LED: bianco, blu e ambra

A magic bubble that light up and produces at the same time a functional light close to the wall. Balloon is made in silicon and has a led technology with its own transformer. The silicon is an exceptional material to be used outdoor: has a big resistance to the atmospheric agents and keeps its own characteristics from -70°C till +200°C. Material: white silicon; 2 LED (driver included) IP65. LED's colors: white, blu and amber.



2X LED 1W 350mA (105lm x 2) driver included 

280
Balloon



281
Balloon

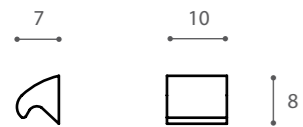
PULCINELLA


design Giordana Arcesilai 2009

Un raffinato segnapasso da installare a parete che nella sua morbida forma incorpora la tecnologia led, completa del suo alimentatore. Pensato per le situazioni in cui non è possibile l'incasso (scale, passaggi, camminamenti): nasce spontaneo dalla parete. La sua forma morbida si ispira al classicismo di una cornice, di un capitello. ed è disponibile in diversi colori, neutri per scomparire, ricercati per "apparire".

Materiale: fusione d'alluminio anticorrosione, alluminio naturale, bronzo. LED bianco, alimentatore incorporato. IP65

*A fine steps' sign to be mounted on the wall, that includes in its soft form the led technology, with its own transformer. Designed to be used where it is not possible to mount lamps (stairs, gangways, passages): it borns spontaneous from the wall. Its soft form takes inspiration from the classicism of a frame, of a capital and it is available in several colours: neutral to disappear, refined to "appear".
Material: aluminium die-casted anti-corrosion, natural aluminium or bronze; white LED driver included. IP65*



LED 1W 350mA (105lm) driver included 

282
Pulcinella



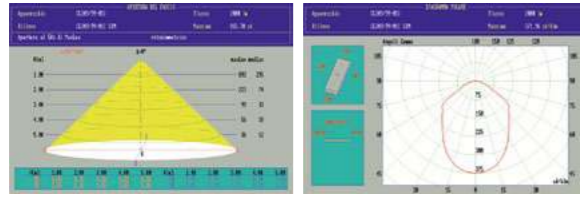
Tre passi/Azienda del Carmine/Ancona/Italy

283
Pulcinella




INFORMAZIONI TECNICHE / TECHNICAL INFORMATION

Smallbell
page 170



Bigbell E27
page 170

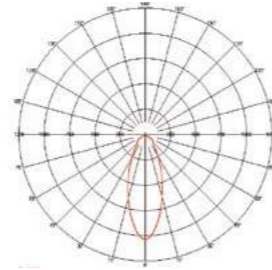


Apertura 50% Imax

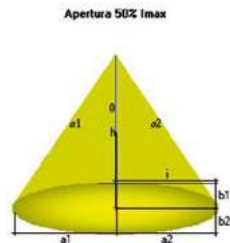
C = 0-180° θ = 0.0° α = 39.3°
α1 = 19.6° α2 = 19.6° α = α1 + α2

h	0.8	1.6	2.4	3.2	4.0
Area	0.2	1.0	2.2	3.8	6.0
E _{max}	3252.2	813.0	361.4	203.3	130.1
E _{med}	2068.9	517.2	229.9	129.3	82.8
a1	0.3	0.6	0.9	1.1	1.4
a2	0.3	0.6	0.9	1.1	1.4
b1	0.3	0.6	0.9	1.1	1.4
b2	0.3	0.6	0.9	1.1	1.4
i	0.3	0.6	0.9	1.1	1.4

Misure in m, m² & lux



Bigbell hqi
page 170

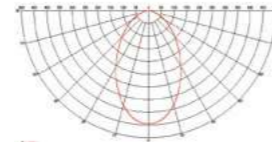


Apertura 50% Imax

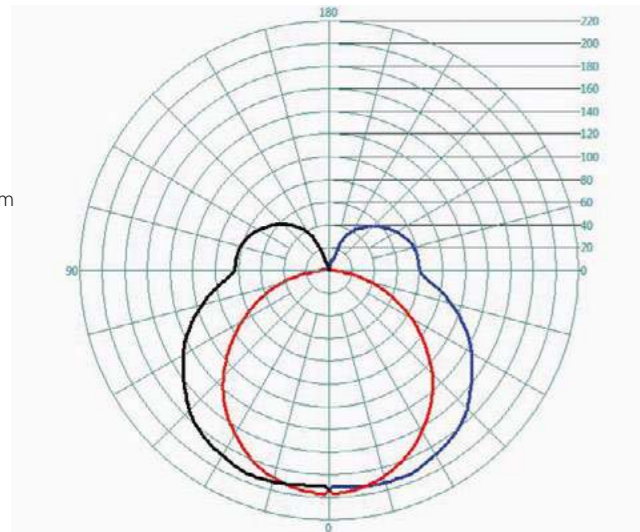
C = 0-180° θ = 0.4° α = 69.2°
α1 = 35.0° α2 = 34.2° α = α1 + α2

h	0.8	1.6	2.4	3.2	4.0
Area	0.9	3.6	8.2	14.6	22.7
E _{max}	9737.4	2434.3	1081.9	608.6	389.5
E _{med}	6231.6	1307.9	581.3	327.0	209.3
a1	0.6	1.1	1.7	2.2	2.8
a2	0.5	1.1	1.6	2.2	2.7
b1	0.6	1.1	1.7	2.2	2.8
b2	0.5	1.1	1.6	2.2	2.7
i	0.6	1.1	1.7	2.2	2.8

Misure in m, m² & lux



Archetto custom
pages 16/214



LEGENDA/LEGEND

I Prodotti Antonangeli sono contrassegnati da simboli mdioanti onnormita a norme di sicurezza internazionali, generali o riferite a particolari condizioni applicative / Antonangeli products are marked by symbols conforming to International, general safety rules or concerning those particular conditions.



Prodotto rispondente alle Direttive Comunitarie Europee. / It certifies the conformity of the product to the European Community provisions.



Apparecchio omologato in Classe 1, dotato di messa a terra. In assenza di Indicazioni, l'apparecchio è inteso in classe 1. / Class 1 appliance fitted with basic Insulation. Accessible conductors are earthed.



Apparecchio omologato in Classe II, con cablaggio a doppio isolamento. / Class II appliance fitted with double insulation or reinforced insulation



Alimentazione a bassissima tensione di sicurezza. Tensioni superiori a 50V (a 50Hz) escluse. Esclusa messa a terra. / Very low safety supply voltage. Not to be used at over 50V (at 50Hz). Earthing excluded.



Apparecchio adatto al montaggio diretto su superfici normalmente infiammabili. / With built-in power packs or transformers ready for mounting on normally flammable surface.



Distanza minima dagli oggetti illuminati. / Minimum distance from illuminated objects



Apparecchio a prova di dito articolato diametro 12mm. / Apparatus to test of articulated finger diameter 12mm.



Apparecchio a prova di protezione di sonda diametro 2,5mm. / Apparatus to test of probe penetration diameter 2.5mm.



Apparecchio a prova di protezione di sonda diametro 1mm. / Apparatus to test of probe penetration diameter 1mm



Protezione contro la polvere. / Protected against dust



Protezione contro gocce d'acqua con inclinazione massima di 60° / Protected against water drops with max inclination of 60°



Protezione contro getti d'acqua. / Protected against jets of water



Protezione contro Immersione temporanea. / Protected against temporary immersion

ECO-CONTRIBUTO / Normativa RAEE D.L 151/2015 H

Vi informiamo che la Ns societa' ha assolto l'obbligo dello smaltimento delle apparecchiature elettriche ed elettroniche associandosi al consorzio ECOLIGHT.

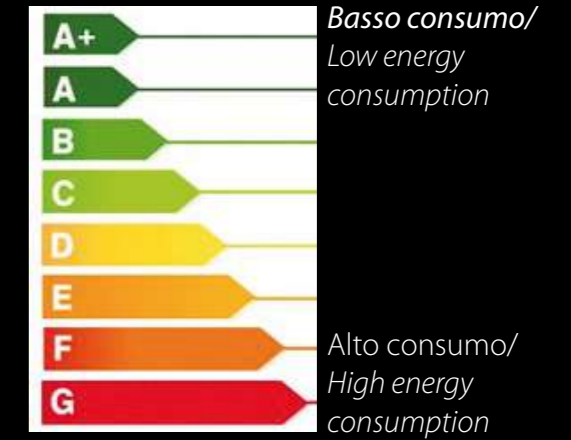
Il simbolo apposto su ogni prodotto ANTONANGELI indica che, per un miglior recupero, non deve essere smaltito insieme ad altri rifiuti domestici, ma conferito in idonei centri di smaltimento.

Antonangeli si riserva la facoltà di modificare, anche senza preavviso, i prodotti o parte degli stessi presenti in questo catalogo./Antonangeli reserves the right to change the technical specification of any product illustrated in this catalogue.

Antonangeli produce in Italia nella propria struttura e con il contributo di imprese che nel rispetto dell'ambiente non si avvalgono di manodopera minorile. / Antonangeli produces in Italy by its own structure and with the contribution of enterprises that taking care of environment do not use child labour

Copywrite Antonangeli 2013 | All right reserved

CLASSI ENERGETICHE/ ENERGETIC TABLE





PERFILFORMA

COMÉRCIO DE EQUIPAMENTOS

Rua Dr. Rafael Duque Nº6 R/C, Loja B/c, 1500-250 Lisboa | Portugal
| Tel.: +351 21 478 72 50 | Fax.: +351 21 478 72 59
www.perfilforma.pt | geral@perfilforma.pt